

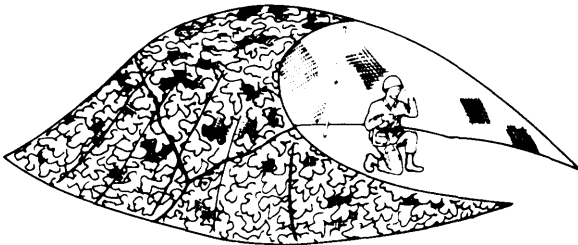
# TM 5-1080-200-13&P

---

## TECHNICAL MANUAL

OPERATOR'S, ORGANIZATIONAL  
AND DIRECT SUPPORT  
MAINTENANCE MANUAL,  
INCLUDING REPAIR PARTS  
AND SPECIAL TOOLS LIST

# LIGHTWEIGHT CAMOUFLAGE SCREEN SYSTEMS AND SUPPORT SYSTEMS



INTRODUCTION	
OPERATING INSTRUCTIONS	
MAINTENANCE INSTRUCTIONS	
REFERENCES	
MAINTENANCE ALLOCATION CHART	
COMPONENTS OF END ITEMS	
REPAIR PARTS AND SPECIAL TOOLS LIST	
ADDITIONAL AUTHORIZATION LIST	

This copy is a reprint which includes current pages from Changes 1 through 6.

This manual supersedes TM 5-1080-200-10 September 1978, including all changes.

---

HEADQUARTERS, DEPARTMENT OF THE ARMY

29 JANUARY 1987

CHANGE }  
NO. 9 }

HEADQUARTERS  
DEPARTMENT OF THE ARMY  
WASHINGTON, D.C., 30 September 1996

Operator's, Organizational and Direct Support  
Maintenance Manual  
(Including Repair Parts and Special Tools List)

LIGHTWEIGHT CAMOUFLAGE SCREEN SYSTEMS  
AND SUPPORT SYSTEMS

DISTRIBUTION STATEMENT A: Approved for public release; distribution is unlimited

TM 5-1080-200-13&P, 29 January 1987, is changed as follows:

1. Remove and insert pages as indicated below. New or changed text material is indicated by a vertical bar in the margin. An illustration change is indicated by a miniature pointing hand.

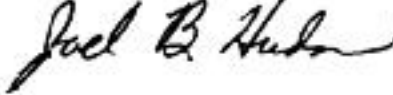
Remove pages  
D-11 and D-12  
D-19 and D-20

Insert pages  
D-11 and D-12  
D-19 and D-20

2. Retain this sheet in front of manual for reference purposes.

**By Order of the Secretary of the Army:**

DENNIS J. REIMER  
*General, United States Army*  
*Chief of Staff*

Official:   
*Administrative Assistant to the*  
*Secretary of the Army*  
02522

**DISTRIBUTION:**

To be distributed in accordance with DA Form 12-25- E, block no. 0305, requirements for TM 5-1080-200-13&P

CHANGE

NO. 8

HEADQUARTERS  
DEPARTMENT OF THE ARMY  
WASHINGTON, D.C., 30 JUNE 1994

Operator's, Organizational and Direct Support  
Maintenance Manual  
(Including Repair Parts and Special Tools List)

LIGHTWEIGHT CAMOUFLAGE SCREEN SYSTEMS  
AND SUPPORT SYSTEMS

DISTRIBUTION STATEMENT A: Approved for public release; distribution is unlimited.

TM 5-1080-200-136P, 29 January 1987, is changed as follows:

1. Remove and insert pages as indicated below. New or changed text material is indicated by a vertical bar in the margin. An illustration change is indicated by a miniature pointing hand.

Remove pages

a and b  
i and ii  
2-1 and 2-2  
2-7 and 2-8

Insert pages

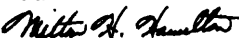
a and b  
i and ii  
2-1 and 2-2  
2-7 and 2-8

2. Retain this sheet in front of manual for reference purposes.

By Order of the Secretary of the Army:

GORDON R. SULLIVAN  
General, United States Army  
Chief of Staff

Official:

  
MILTON H. HAMILTON  
Administrative Assistant to the  
Secretary of the Army

DISTRIBUTION:

To be distributed in accordance with DA Form 12-25-E, block no. 0305, requirements for TM 5-1080-200-13&P.

CHANGE  
NO. 7

HEADQUARTERS  
DEPARTMENT OF THE ARMY  
WASHINGTON, D. C., 30 December 1993

Operator's, Organizational and Direct Support  
Maintenance Manual  
(Including Repair Parts and Special Tools List)

LIGHTWEIGHT CAMOUFLAGE SCREEN SYSTEMS  
AND SUPPORT SYSTEMS

DISTRIBUTION STATEMENT A: Approved for public release; distribution is unlimited

TM 5-1080-200-13&P, 200-13&P, 29 January 1987, is changed as follows:

1. Remove and insert pages as indicated below. New or changed text material is indicated by a vertical bar in the margin. An illustration change is indicated by a miniature pointing hand.

Remove pages

i and ii  
1-3 and 1-4  
2-1 and 2-2  
2-5 through 2-8  
3-3 through 3-7/(3-8 blank)  
F-1 and F-2

Insert pages


i and ii  
1-3 and 1-4  
2-1 and 2-2  
2-5 through 2-8  
3-3 through 3-7/(3-8 blank)  
F-1 and F-2

2. Retain this sheet in front of manual for reference purposes.

By Order of the Secretary of the Army:

GORDON R. SULLIVAN  
*General, United States Army*  
*Chief of Staff*

Official:



MILTON H. HAMILTON  
*Administrative Assistant to the*  
*Secretary of the Army*

05949

DISTRIBUTION:

To be distributed in accordance with DA Form 12-25-E, block no. 0305,  
requirements for TM 5-1080-200-13&P

CHANGE  
NO. 6

HEADQUARTERS  
DEPARTMENT OF THE ARMY  
WASHINGTON, D. C., 16 JULY 1992

Operator's, Organizational and Direct Support  
Maintenance Manual  
(Including Repair Parts and Special Tools List)

**LIGHTWEIGHT CAMOUFLAGE SCREEN SYSTEMS  
AND SUPPORT SYSTEMS**

Approved for public release; Distribution is unlimited

TM 5-1080-200-13&P, 29 January 1987, is changed as follows:

1. Remove and insert pages as indicated below. New or changed text material is indicated by a vertical bar in the margin. An illustration change is indicated by a miniature pointing hand.

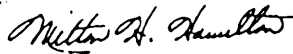
Remove pages	insert pages
1-1 and 1-2 A-1/(A-2 blank)	1-1 and 1-2 A-1/(A-2 blank)

2. Retain this sheet in front of manual for reference purposes.

**By Order of the Secretary of the Army:**

GORDON R. SULLIVAN  
*General, United States Army*  
*Chief of Staff*

Official:



MILTON H. HAMILTON  
*Administrative Assistant to the*  
*Secretary of the Army*

01987

**DISTRIBUTION:**

To be distributed in accordance with DA Form 12-25E, qty rqr block no. 0305.

CHANGE

HEADQUARTERS  
DEPARTMENT OF THE ARMY  
WASHINGTON, D. C.. 11 January 1991

NO. 5

Operator's, Organizational and Direct Support  
Maintenance Manual  
(Including Repair Parts and Special Tools List)

**LIGHTWEIGHT CAMOUFLAGE SCREEN SYSTEMS  
AND SUPPORT SYSTEMS**

Current as of 24 October 1990.

Approved for public release; distribution is unlimited

TM 5-1080-200-13&P, 29 January 1987 is changed as follows:

1. Remove and insert pages as indicated below. New or changed text material is indicated by a vertical bar in the margin. An illustration change is indicated by a miniature pointing hand.

Remove pages	Insert pages
i and ii	i and ii
1-1 through 1-4	1-1 through 1-4
C-1 and C-2	C-1 and C-2
----	C-2.1/(C-2.2 blank)
-----	C-10.1 and C-10.2
D-7 through D-10	D-7 through D-10
D-23 and D-24	D-23 and D-24
.- ---	D-24.1 through D-24.3/(D-24.4 blank)
D-35 through D-40	D-35 through D-40
--- --	D-40.1/(D-40.2 blank)
D-43 through D-50	D-43 through D-50
--- ---	D-51/(D-52 blank)
E-1 and E-2	E-1 and E-2

2. Retain this sheet in front of manual for reference purposes.

**TM 5-1080-200-13&P**

**By Order of the Secretary of the Army:**

**CARL E. VUONO**  
*General, United States Army*  
*Chief of Staff*

**Official:**

**THOMAS F. SIKORA**  
*Brigadier General, United States Army*  
*The Adjutant General*

**DISTRIBUTION:**

To be distributed in accordance with DA Form 12-25E, (qty rqr block no. 0304)

CHANGE

NO. 4

HEADQUARTERS  
DEPARTMENT OF THE ARMY  
WASHINGTON, D. C., 13 October 1990

Operator's, Organizational and Direct Support  
Maintenance Manual  
(Including Repair Parts and Special Tools List)

**LIGHTWEIGHT CAMOUFLAGE SCREEN SYSTEMS  
AND SUPPORT SYSTEMS**

Approved for public release; distribution is unlimited

TM 5-1080-200-12&P, 29 January 1987, is changed as follows:

1. Remove and insert pages as indicated below. New or changed text material is indicated by a vertical bar in the margin. An illustration change is indicated by a miniature pointing hand.

Remove pages

1-1 and 1-2  
1-9 and 1-10  
C-3 and C-4  
D-9 through D-14  
D-23 and D-24  
D-39 and D40

Insert pages

1-1 and 1-2  
1-9 and 1-10  
C-3 and C4  
D-9 through D-14  
D-23 and D-24  
D-39 and D40

2. Retain this sheet in front of manual for reference purposes.



**TM 5-1080-200-13&P**

**By Order of the Secretary of the Army:**

**CARL E. VUONO**  
*General, United States Army*  
*Chief of Staff*

**Official:**

**THOMAS F. SIKORA**  
*Brigadier General, United States Army*  
*The Adjutant General*

**DISTRIBUTION:**

To be distributed in accordance with DA Form 12-25E, (qty rqr block no. 0304)

CHANGE }  
NO. 3 }

HEADQUARTERS  
DEPARTMENT OF THE ARMY  
WASHINGTON, D.C., 5 June 1989

Operator's, Organizational and Direct Support  
Maintenance Manual  
(Including Repair Parts and Special Tools List)

LIGHTWEIGHT CAMOUFLAGE SCREEN SYSTEMS  
AND SUPPORT SYSTEMS

Approved for public release; distribution is unlimited

TM 5-1080-200-13&P, 29 January 1987, is changed as follows:

1. Remove and insert pages as indicated below. New or changed text material is indicated by a vertical bar in the margin. An illustration change is indicated by a miniature pointing hand.

Remove pages

1-1 and 1-2  
2-9/2-10

Insert pages

1-1 and 1-2  
2-9/2-10

2. Retain this sheet in front of manual for reference purposes.

By Order of the Secretary of the Army:

Official:

WILLIAM J. MEEHAN, II

*Brigadier General, United States Army  
The Adjutant General*

CARL E. VUONO

*General, United States Army,  
Chief of Staff*

DISTRIBUTION:

To be distributed in accordance with DA Form 12-25A, Operator, Unit, Direct Support and General Support Maintenance requirements for Camouflage Screen System, Woodland, Lightweight, Radar Scattering.

CHANGE }  
 No. 2 }

HEADQUARTERS  
 DEPARTMENT OF THE ARMY  
 WASHINGTON, D. C., 16 September 1988

Operator's, Organizational and Direct Support  
 Maintenance Manual  
 Including Repair Parts and Special Tools List

LIGHTWEIGHT CAMOUFLAGE SCREEN SYSTEMS  
 AND SUPPORT SYSTEMS

TM 5-1080-200-13&P, 29 January 1987, is changed as follows:

1. Remove and insert pages as indicated below. New or changed text material is indicated by a vertical bar in the margin. An illustration change is indicated by a miniature pointing hand.

Remove pages

1-1 and 1-2  
 2-5 and 2-6  
 C-1 through C-6  
 C-9 and C-10  
 D-1 and D-2  
 D-7 through D-28  
 E-1 and E-2

Insert pages

1-1 and 1-2  
 2-5 and 2-6  
 C-1 through, C-6  
 C-9 and C-10  
 D-1 and D-2  
 D-7 through D-50  
 E-1 and E-2

2. Retain this sheet in front of manual for reference purposes.

**By Order of the Secretary of the Army:**

**Official:**

**R. L. DILWORTH**  
*Brigadier General, United States Army*  
*The Adjutant General*

**CARL E. VUONO**  
*General, United States Army*  
*Chief of Staff*

**DISTRIBUTION:**

To be distributed in accordance with DA Form 12-25A, Operator, Unit, Direct Support and General Support Maintenance requirements for Camouflage Screen System, Woodland, Lightweight, Radar Scattering.

CHANGE

No. 1



HEADQUARTERS  
DEPARTMENT OF THE ARMY  
WASHINGTON, D.C., 15 December 1987

Operator's, Organizational and Direct Support  
Maintenance Manual  
Including Repair Parts and Special Tools List

LIGHTWEIGHT CAMOUFLAGE SCREEN SYSTEMS  
AND SUPPORT SYSTEMS

TM 5-1080-200-13&P, 29 January 1987, is changed as follows:

1. Remove and insert pages as indicated below. New or changed text material is indicated by a vertical bar in the margin. An illustration change is indicated by a miniature pointing hand.

Remove pages

a and b  
1-3 and 1-4  
1-5 through 1-10  
---  
3-1 through 3-4  
A-1/A-2  
B-5/B-6  
C-3 and C-4  
C-9 through C-11/C-12  
D-11 through D-24  
D-27 and D-28

Insert pages

a and b  
1-3 and 1-4  
1-5 through 1-10  
1-11/1-12  
3-1 through 3-4  
A-1/A-2  
B-5/B-6  
C-3 and C-4  
C-9 through C-11/C-12  
D-11 through D-24  
D-27 and D-28

2. Retain this sheet in front of manual for reference purposes.

By Order of the Secretary of the Army:

**CARL E. VUONO**  
*General, United States Army*  
*Chief of Staff*

Official:

**R. L. DILWORTH**  
*Brigadier General, United States Army*  
*The Adjutant General*

**DISTRIBUTION:**

To be distributed in accordance with DA Form 12-25A, Operator, Unit and Direct Support Maintenance requirements for Camouflage Screen System, Woodland, Lightweight, Radar Scattering.

**SAFETY SUMMARY****WARNING**

- Secure dog tags and remove jewelry, clothing and individual equipment items that can be snagged while setting up and taking down camouflage screens. Failure to observe this warning can result in severe injury, loss of limbs and death from falling.
- The radar scattering screen will ignite and burn if it comes near or touches a hot exhaust pipe, a hot stovepipe, or an antenna which is transmitting.
- Exercise care when using sharp or pointed tools to prevent injury to personnel.
- Enamel paint is flammable and toxic to the skin, eyes and respiratory tract. Eye and skin protection required. Avoid repeated or prolonged contact. Good general ventilation is normally adequate.
- Replace quick-disconnect lanyard devices on a flat, steady surface to prevent injury if the tool slips.

First Aid procedure are provided in FM 21-11.

**CAUTION**

- The radar scattering screen system must not be placed over active radar equipment because it will seriously interfere with the operation of any radar equipment underneath it.
- The radar transparent screen can be placed over most active radar equipment. Camouflage screens do, however, induce interference in continuous wave type radar systems.
- Proper identification of screens must be maintained at all times. Do not lose the identification tags that are attached to the screen. Do not use a radar scattering screen in place of a radar transparent screen. When two or more screens are joined together, make sure that the screens are all of the same type.

- **When a multi-module configuration is used (8 ft. high or more) the camouflage screens could be blown down when winds exceed 20 miles per hour. Damage to equipment could result.**
- **Use only fabric from a radar scattering screen repair kit to repair a radar scattering screen.**
- **Use only fabric from a radar transparent screen repair kit to repair a radar transparent screen.**
- **Do not use the aluminum poles as pry bars or for any other purpose except to support the screens**
- **In order to camouflage, a minimum space of 2 feet must be maintained between screen and personnel/equipment.**

HEADQUARTERS  
 DEPARTMENT OF THE ARMY  
 WASHINGTON, D. C., 29 January 1987

**OPERATOR'S ORGANIZATIONAL AND DIRECT SUPPORT  
 MAINTENANCE MANUAL INCLUDING REPAIR PARTS  
 AND SPECIAL TOOLS LIST**

**LIGHTWEIGHT CAMOUFLAGE  
 SCREEN SYSTEMS  
 AND  
 SUPPORT SYSTEMS**

**REPORTING ERRORS AND  
 RECOMMENDING IMPROVEMENTS**

You can help improve this manual. If you find any mistakes or if you know of a way to improve the procedures, please let us know. Mail your letter or DA Form 2028 (Recommended Changes to Publications and Blank Forms), or DA Form 2028 located in the back of this manual direct to: Commander, U.S. Army Aviation and Troop Command, ATTN: AMSAT-I-MP, 4300 Goodfellow Boulevard, St. Louis, MO 63120-1798. A reply will be furnished directly to you.

**DISTRIBUTION STATEMENT A: Approved for public release; distribution is unlimited**

**TABLE OF CONTENTS**

	<b>Page</b>
CHAPTER 1	<u>INTRODUCTION</u> . . . . . 1-1
Section I	General Information . . . . . 1-1
Section II	Equipment Description, . . . . . 1-3
CHAPTER 2	<u>OPERATING INSTRUCTIONS</u> . . . . . 2-1
Section I	Operating Under Usual Conditions . . . . . 2-1
CHAPTER 3	<u>MAINTENANCE INSTRUCTIONS</u> . . . . . 3-1
Section I	Service Upon Receipt of Material . . . . . 3-1
Section II	Repair Parts, Special Tools and Equipment . . . . . 3-1
Section III	Maintenance Procedures . . . . . 3-2

This manual supersedes TM 5-1080-200-13&P 10 September 1978, including all changes.



**TABLE OF CONTENTS-Continued**

APPENDIX A	<u>REFERENCE</u> .....	A-1
APPENDIX B	<u>MAINTENANCE ALLOCATION CHART</u> .....	B-1
APPENDIX C	<u>COMPONENTS OF END ITEM AND BASIC ISSUE ITEMS LISTS</u> .....	C-1
APPENDIX D	<u>REPAIR PARTS AND SPECIAL TOOLS LIST</u> .....	D-1
APPENDIX E	<u>ADDITIONAL AUTHORIZATION LIST</u> .....	E-1
APPENDIX F	<u>EXPENDABLE SUPPLIES AND MATERIALS LIST</u> (NOT APPLICABLE)	

CHAPTER 1  
INTRODUCTION

Section I. GENERAL INFORMATION



**1-1. SCOPE**

a. Type of Manual . . . . . Operator's, Organizational and Direct Support Maintenance Manual (Including Repair Parts and Special Tool List).

b. Model Number and Equipment Name . . . . .

- | <b>SCREEN SYSTEM</b>  |  |
|---|--|
| Desert, Lightweight, Radar Scattering, Type II, (NSN 1080-00-103-1211)    |  |
| Desert Lightweight, Radar Transparent, (NSN 1080-00-103-1217)             |  |
| Desert, Lightweight, Radar Scattering, Type III, (NSN 1080-01-266-1825)   |  |
| Desert, Lightweight, Radar Scattering, Type IV, (NSN 1080-01-266-1828)    |  |
| Woodland, Lightweight, Radar Scattering, Type II, (NSN 1080-00-103-1246)  |  |
| Woodland Lightweight, Radar Transparent, (NSN 1080-00-103-1322)           |  |
| Woodland, Lightweight, Radar Scattering, Type III, (NSN 1080-01-266-1824) |  |
| Woodland, Lightweight, Radar Scattering, Type IV, (NSN 1080-01-266-1827)  |  |
| Snow, Lightweight, Radar scattering, Type II, (NSN 1080-00-103-1233)      |  |
| Snow Lightweight, Radar Transparent, (NSN 1080-00-103-1234)               |  |
| Snow, Lightweight, Radar Scattering, Type III, (NSN 1080-00-266-1823)     |  |
| Snow, Lightweight, Radar Scattering, Type IV, (NSN 1080-01-266-1826)      |  |

**1-1. SCOPE - Continued**

- b. Model Number and Equipment Name - (Contd) . . . . .
 

SCREEN SYSTEMS
Special Desert, Radar Scattering, Type IV (NSN 1080-01-325-4993)
Special Desert, Radar Transparent, Type I (NSN 1080-01-325-6418)
SUPPORT SYSTEMS
Woodland/Desert Type I (NSN 1080-00-108-1173)
Woodland/Desert Type II (NSN 1080-01-179-6025)
Snow Type I (NSN 1080-00-556-4954)
Snow Type II (NSN 1080-01-179-6024)
  
- c. Purpose of Equipment . . . . . The screens and their support systems provide a camouflage cover for personnel and equipment.

**1-2. MAINTENANCE FORMS, RECORDS AND REPORTS**

Department of the Army forms and procedures used for equipment maintenance will be those prescribed by DA Pamphlet 738-750.

**1-3. DESTRUCTION OF ARMY MATERIEL TO PREVENT ENEMY USE**

Authority. Upon order of the unit commander, the screens will be destroyed if they are in danger of being captured and used by the enemy. For further instructions on destruction of equipment to prevent enemy use, refer to TM 750-244-3.

**1-4. REPORTING OF EQUIPMENT IMPROVEMENT RECOMMENDATIONS (EIR)**

If your camouflage screen system needs improvement, let us know. Send us an EIR. You, the user, are the only one who can tell us what you don't like about your equipment. Let us know why you don't like the design or performance. Put it on a SF 368 (Quality Deficiency Report). Mail it to us at Commander, U.S. Army Aviation and Troop Command, ATTN: AMSAT-I-MDC, 4300 Goodfellow Boulevard, St. Louis, MO. 63120-1798. We'll send you a reply.

**Section II. EQUIPMENT DESCRIPTION****1-5. EQUIPMENT CHARACTERISTICS, CAPABILITIES, AND FEATURES**

- Lightweight and easily transportable.
- Requires a short set-up time.
- Provides cover, which may be otherwise unavailable,
- Provides radar scattering capability.

The camouflage screen system is a modular system consisting of a hexagon shaped screen, a diamond shaped screen, a support system, and a repair kit. The screens are made of synthetic, lightweight, water resistant material. Any number of screens can be joined together to cover an area. The screens are fastened together by a quick connect/disconnect system to facilitate the joining or separation of screens. The woodland and snow screens come in seasonal patterns: one side of the screen has a spring/summer pattern and the other side has a fall/winter pattern. The desert screen has arid and semi-arid sides. The radar scattering screens are designated as Type II and are identified by a rectangular tag attached to the screen at every other corner. Information on the tag will identify the screen as woodland, snow, or desert. The radar transparent screens are designated as Type I and are identified by a 5-sided tag attached to the screens at every other corner. Information on the tag will identify the screen as

**1-5. EQUIPMENT CHARACTERISTICS, CAPABILITIES, AND FEATURES - Continued**

woodland, snow, or desert. The support system, woodland or desert (NSN 1080-00-108-1173) is used with the woodland or desert, radar scattering or radar transparent screen systems. The support system, snow (NSN 1080-00-556-4954) is white in color and is used with the snow, radar scattering or radar transparent screen systems. Use one support system for each camouflage screen system, except when erecting screens over 15 feet high. In this case, use two support systems. The support system consists of:

- Twelve each four foot aluminum or plastic (Type I or Type II) pole sections which can be extended to various heights.
- Eighteen each aluminum stakes.
- Eighteen each batten spreaders which support the screens. (Batten spreaders can be of different design and are interchangeable).
- A locking device called a spreader adapter assembly. (The batten spreaders and spreader adapter assemblies are made from a plastic type material).
- A carrying case for the support system.
- A repair kit is furnished containing enough material for users to perform repairs on the screens.
- Separate carrying cases are provided for the screen system and support system.

**NOTE**

**The camouflage screen systems should be stored in a cool dry place.**

The camouflage screen system is used to conceal stationary target signatures, weapons, vehicles and semipermanent positions in situations where natural cover and/or concealment may be absent or inadequate. The lightweight camouflage screen system can be used as an aid in the concealment of prominent permanent objects, and objects in a fixed pattern which present obvious targets, Permanent installation camouflage, however, will usually require construction of concealment features (false roofs, dummy buildings, garnished wire nettings, etc.).

<b>1-5. EQUIPMENT CHARACTERISTICS, CAPABILITIES AND FEATURES - Continued</b>
--

---

**WARNING**

---

**The radar scattering screen will ignite and burn if it comes near or touches a hot exhaust pipe, a hot stove pipe, or an antenna which is transmitting.**

**CAUTION**

**The radar scattering screen system must not be placed over active radar equipment because it will seriously interfere with the operation of any radar equipment underneath it.**

The radar scattering camouflage screen system can be temporarily placed over halted vehicles, weapons and materials, and over semipermanent positions and installations to prevent the location and identification of the camouflage items by the enemy using visual, photographic, or radar devices.

**CAUTION**

**The radar transparent screen can be placed over most active radar equipment. Camouflage screens do, however, induce interference in continuous wave type systems.**

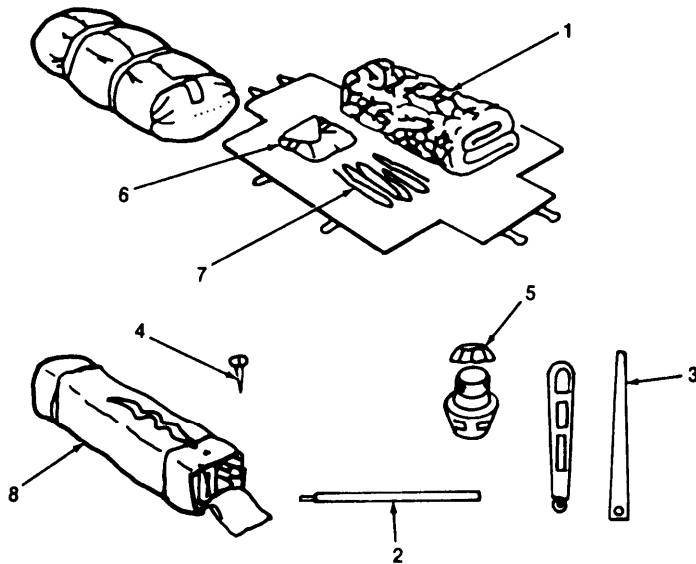
The radar transparent camouflage screen system is designed for use over active radar equipment and will inhibit detection of the concealed items by visual and photographic means.

---

**1-6. LOCATION OF MAJOR COMPONENTS**

---










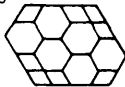
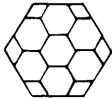
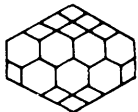
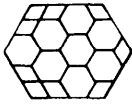
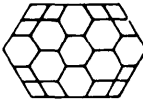
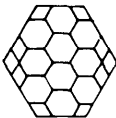
- (1) CAMOUFLAGE SCREENS — Provide concealment for men and equipment.
- (2) POLE ASSEMBLIES — Used to support screens.
- (3) BATTEN SPREADERS — Used to connect poles to screens.
- (4) STAKES — Used to attach screens to ground.
- (5) SPREADER ADAPTERS — Used to connect spreaders.
- (6) REPAIR KIT — Used to repair screens.
- (7) LANYARDS — Used to connect screens together.
- (8) TRANSPORT CASE — Used to pack screens for movement and storage.



**1-7. EQUIPMENT DATA**

- a. Weights and cubes of the packaged camouflage system are as follows:
  - (1) Screen System: 65 lbs: 5.0 cu. ft. (For Wood Land/Desert)
  - (2) Support System: 70 lbs: 3.1 cu. ft. (For WoodLand/Desert)
  - (3) Screen System: 70 lbs: 5.0 cu. ft. (For Snow Screens)
  - (4) Support System: 85 lbs: 5.0 cu. ft. (For Snow Screens)
- b. Configuration data can be found in the Configuration Data Chart and Screen Configurations table.
- c. Module determination may be done through the use of the chart at the end of this section.

Configuration Data Chart

<p>0 HEXAGONS 1 DIAMOND</p>  <p>LENGTH 27.9 FT. WIDTH 16.1 FT. AREA 224.5 SQ FT.</p> <p>0A</p>	<p>0 HEXAGONS 2 DIAMONDS</p>  <p>LENGTH 40.2 FT. WIDTH 13.9 FT. AREA 449.0 SQ FT.</p> <p>0B</p>	<p>1 HEXAGON 0 DIAMOND</p>  <p>LENGTH 32.2 FT. WIDTH 27.9 FT. AREA 673.6 SQ FT.</p> <p>1A</p>	<p>1 HEXAGON 2 DIAMONDS</p>  <p>LENGTH 48.3 FT. WIDTH 27.9 FT. AREA 1122.6 SQ FT.</p> <p>1B</p>
<p>1 HEXAGON 4 DIAMONDS</p>  <p>LENGTH 64.4 FT. WIDTH 27.9 FT. AREA 1571.7 SQ FT.</p> <p>1C</p>	<p>2 HEXAGONS 2 DIAMONDS</p>  <p>LENGTH 55.8 FT. WIDTH 48.3 FT. AREA 1796.2 SQ FT.</p> <p>2</p>	<p>3 HEXAGON 3 DIAMONDS</p>  <p>LENGTH 64.4 FT. WIDTH 55.8 FT. AREA 2694.3 SQ FT.</p> <p>3</p>	<p>4 HEXAGONS 4 DIAMONDS</p>  <p>LENGTH 80.5 FT. WIDTH 55.8 FT. AREA 3592.4 SQ FT.</p> <p>4</p>
<p>5 HEXAGONS 6 DIAMONDS</p>  <p>LENGTH 83.7 FT. WIDTH 80.5 FT. AREA 4715.0 SQ FT.</p> <p>5</p>	<p>6 HEXAGONS 8 DIAMONDS</p>  <p>LENGTH 104.7 FT. WIDTH 69.7 FT. AREA 5837.6 SQ FT.</p> <p>6</p>	<p>7 HEXAGONS 6 DIAMONDS</p>  <p>LENGTH 96.6 FT. WIDTH 83.7 FT. AREA 6,062.2 SQ. FT.</p> <p>7A</p>	
<p>7 HEXAGONS 11 DIAMONDS</p>  <p>LENGTH 111.6 FT. WIDTH 96.9 FT. AREA 7184.7 SQ FT.</p> <p>7B</p>	<p>8 HEXAGONS 9 DIAMONDS</p>  <p>LENGTH 112.7 FT. WIDTH 83.7 FT. AREA 7409.2 SQ FT.</p> <p>8</p>	<p>9 HEXAGONS 12 DIAMONDS</p>  <p>LENGTH 128.8 FT. WIDTH 83.7 FT. AREA 8756.4 SQ FT.</p> <p>9</p>	<p>10 HEXAGONS 10 DIAMONDS</p>  <p>LENGTH 112.7 FT. WIDTH 111.6 FT. AREA 8980.9 SQ FT.</p> <p>10</p>

NOTE: "LENGTH" IS THE MEASUREMENT FROM LEFT TO RIGHT.



**1-7. EQUIPMENT DATA - Continued**

**Screen Configurations**

<b>Configurations</b>	<b>Length (Ft.)</b>	<b>Width (Ft.)</b>	<b>Area (Sq. Ft.)</b>
0A	27.9	16.1	224.5
0B	40.2	13.9	449.0
1A	32.2	27.9	673.6
1B	48.3	27.9	1,122.6
1C	64.4	27.9	1,571.7
2	55.8	48.3	1,796.2
3	64.4	55.8	2,694.3
4	80.5	55.8	3,592.4
5	83.7	80.5	4,715.0
6	104.7	69.7	5,837.6
7A	96.6	83.7	6,062.2
7B	111.55	96.6	7,184.7
8	112.7	83.7	7,409.2
9	128.8	83.7	8,756.4
10	112.7	111.6	8,980.9

d. The above configurations correspond to those found in the Configuration Data Chart in the Equipment Data section.

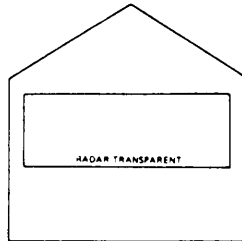
**1-8. DIFFERENCES BETWEEN MODELS**

**CAUTION**

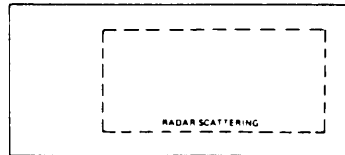
Proper identification of screens must be maintained at all times. Do not lose the identification tags that are attached to the screen. Do not use a radar transparent screen in place of a radar scattering screen. Do not use a radar scattering screen in place of a radar transparent screen. When two or more screens are joined together, make sure all are of the same type.

**1-8. DIFFERENCES BETWEEN MODELS — Continued**

There is little difference between radar scattering and radar transparent screens. The only difference between the screens is that the radar scattering screens have stainless steel filaments (0.170 inch long x 8 microns in diameter) impregnated in the garnish material. Because of their minute size, the filaments cannot be detected. These steel filaments give the scattering screen ability to scatter radar waves. Refer to illustrations showing the tags identifying the different radar screen types.



**Identification Tag for Type I  
Screen, Radar Transparent**



**Identification Tag for Type II, III and IV  
Screen, Radar Scattering**

The only visible differences between the screen systems is the pattern colors. Erection, striking, and repair procedure are the same for all screen systems.

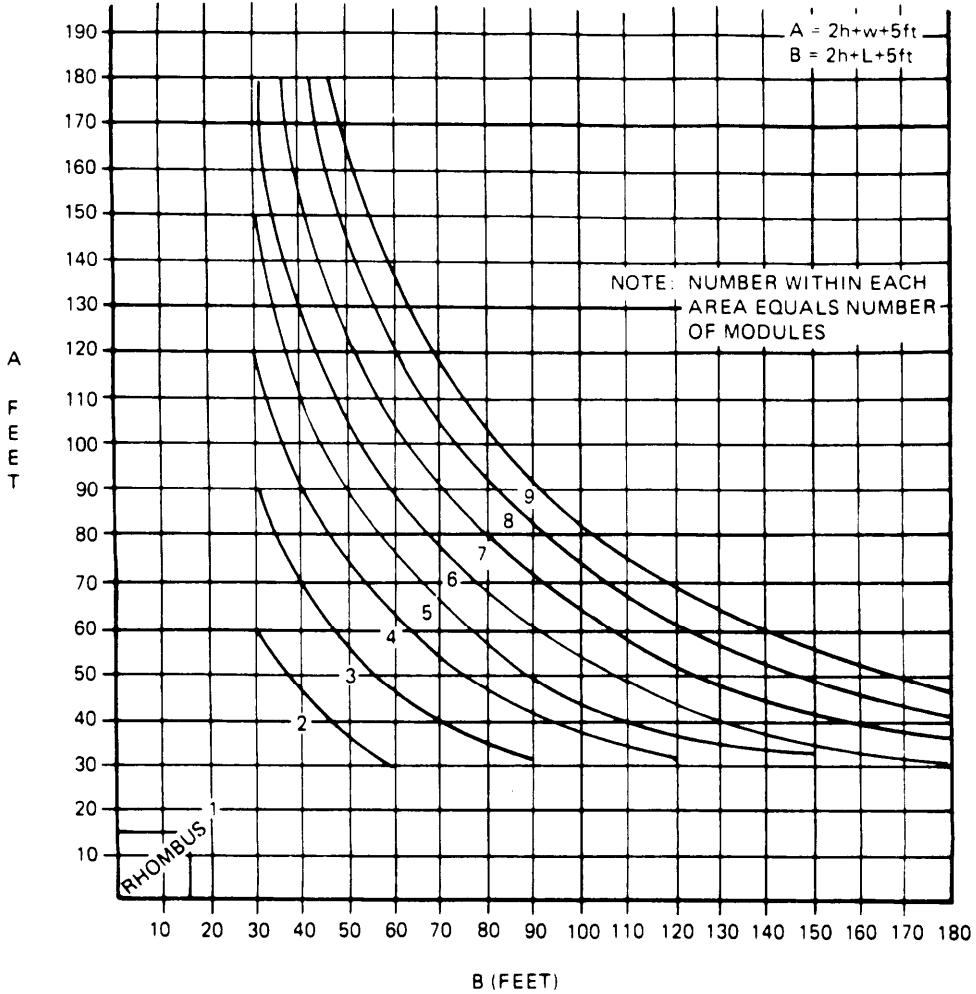
**NOTE**

**Woodland screens should be used in woodland type areas, desert screens in desert type area, and snow screens in snow or arctic type area.**

**1-9. MODULE DETERMINATION CHART**

**NOTE**

This chart is used to determine the number of screen modules required to cover your equipment. Paragraph 1-7 will also aid you in making your decision.



Module Determination Chart

---

**1-9. MODULE DETERMINATION CHART - Continued**

---

Formulas  $A = 2h + w + 5\text{ft}$  and  $B = 2h + L + 5\text{ft}$  have been devised to determine the number of screen modules required. Do calculations in feet.

- h - height of object, in feet + 2 feet (for overhead clearance)
- L - length of object, in feet
- w - width of object, in feet
- A - width of screen, in feet
- B - length of screen, in feet

That part of the object which falls within the slope of about  $50^\circ$ , can be disregarded in determining "L" or "w". This slope of about  $50^\circ$  gives maximum effectiveness in camouflage.

To determine number of screen modules, calculate "A" and "B". Find "A" value (screen width, in feet) on the Module Determination Chart and go across to "B" value (screen length, in feet). Where "A" and "B" intersect on chart will give you the number of screen modules required.

Example:  $A = 2(8\text{ ft} + 2\text{ ft}) + 10\text{ ft} + 5\text{ ft}$ ;  $B = 2(8\text{ ft} + 2\text{ ft}) + 25\text{ ft} + 5\text{ ft}$ ;  $A = 35$ ,  $B = 50$ . The nearest size of screen according to the chart is a two module configuration. Keep in mind that formula and charts are guides and the selection of screens and the combinations must be tailored to the individual situation.

## CHAPTER 2

### OPERATING INSTRUCTIONS

---

#### Section I. OPERATION UNDER USUAL CONDITIONS

##### 2-1. GENERAL

For effective concealment of a vehicle, a minimum space of 2 feet must be maintained between the screen and the top of the vehicle. The support system must be used at all times. Under no circumstances should the screens be draped over a vehicle. Draping the screen will show the outline of the vehicle underneath and will allow immediate recognition of the vehicle by enemy forces, thus defeating the purpose of camouflage. The shape of the screens should be disrupted as much as possible by placing the support assemblies underneath the screens at various positions and heights.

During assembly and disassembly of the support pole sections, keep both ends of the poles free from dirt, mud and foreign matter. Wipe both ends clean before assembly. Care should be taken to prevent damage to the pole ends which could cause an improper fit. Inspect the pole ends for burrs or damage before assembly.

When conditions require that the screens be erected in muddy areas, provide firm footing for the support poles by placing them on top of any useable material available (a flat rock, boards, brush, etc.). When such material is not available, it may be necessary to add another four foot pole section in order to reach firm footing and then reposition the pole assembly as required.

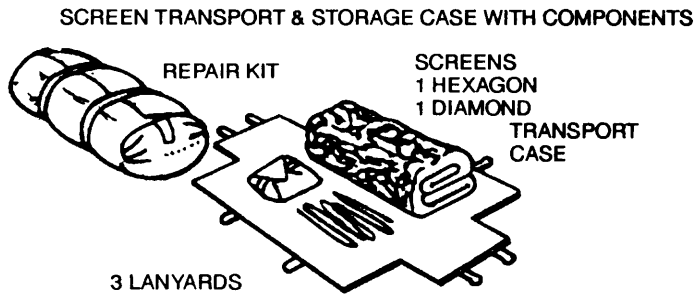
#### CAUTION

**When a multi-module configuration is used (8 ft. high or more) the camouflage screens could be blown down when winds exceed 20 miles per hour. Damage to equipment would result.**

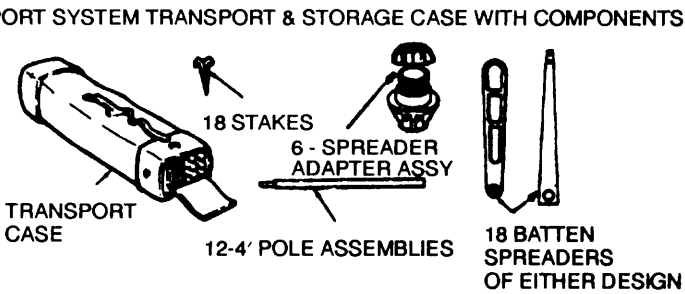
After screens are erected, they should be checked on a daily basis for proper erection and retightened as required. Screens should be checked more frequently during high winds and/or heavy snowfalls. Do not allow any great accumulation of snow or ice on screens. Snow or ice must be removed from the screens as soon as the screens start to sag and show signs of stress or strain due to the extra weight.

**2-2. ERECTING SCREENS**

- a. Remove components from transport case.



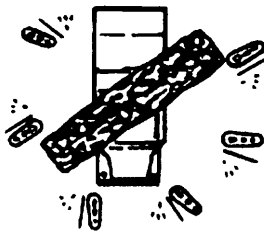
- b. Remove components from transport case.



**WARNING**

Secure dog tags and remove jewelry, clothing and individual equipment items that can be snagged while erecting camouflage screens, Failure to observe this warning can result in severe injury, loss of limbs and death from falling.

- c. Orient components prior to erecting screens.

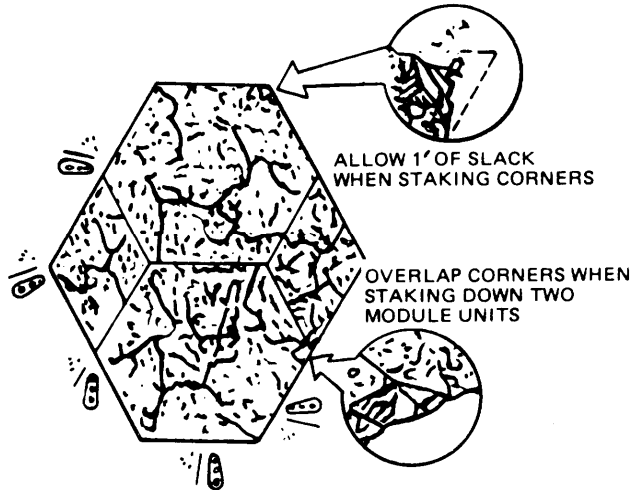


**2-2. ERECTING SCREENS – Continued**

**NOTE**

Refer to module determination chart to estimate the number and shapes of screens you'll need to cover your area. Refer to section on multiple screens for method of joining screens together with lanyards and quick-release connectors.

- d. Connect screens, if necessary, and spread out on ground. Stake corners.



- e. Assemble spreaders and insert into pole sections, as needed.

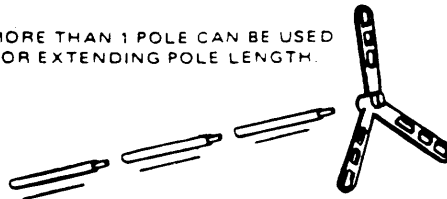
PLACE SPREADER OVER TOP OF POLE  
PUSH DOWN UNTIL SPREADER IS FIRMLY SEATED



TO INSTALL SPREADERS  
LOOSEN TOP NUT.

EXTEND ARMS OF SPREADER  
AND TIGHTEN TOP NUT.


MORE THAN 1 POLE CAN BE USED  
FOR EXTENDING POLE LENGTH.



INSERT SMALL END OF ONE POLE  
INTO LARGE END OF OTHER POLE

2.2. ERECTING SCREENS — Continued

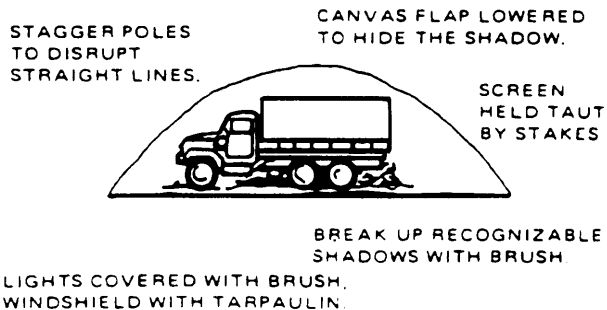
PLACEMENT OF SPREADERS



CAUTION

In order to camouflage, a minimum space of 2 feet must be maintained between screen and personnel/equipment.

- f. Place pole support under the screening where necessary. Remember to support screens at least (2) feet above personnel and equipment.
- g. Stake between corners to tighten, being careful to stake only the edge cord.





## 2-3. ERECTING SCREENS OVER ANTENNAS. EXHAUSTS

### WARNING

The radar scattering screen will ignite and burn if it comes near or touches a hot exhaust pipe, a hot stove pipe, or an antenna which is transmitting.

### NOTE

Do not completely cut the netting. Do not completely cut the garnish material around the circle.

- a. Mark a 16 inch diameter circle in the garnish material.

### WARNING

Exercise care when using sharp or pointed tools to prevent injury to personnel.

- b. Cut the garnish material for a distance of approximately three-fourths of the circle's circumference.
- c. Lay the garnish material flap back to expose the netting and temporarily secure the flap to the screen with plastic straps provided in the repair kit.
- d. Place the screen in such a way that the antenna is located in the center of the exposed netting and assure that approximately eight inches are maintained between the antenna/exhausts and garnish material at all times.
- e. Place all aluminum support poles a minimum distance of four feet from the antenna.
- f. After the antenna is removed, repair the screen by removing the plastic straps holding down the garnish flap. Place the garnish flap in its original position and secure it in place with plastic straps.

---

**2-4. JOINING MULTIPLE SCREENS**

---

**CAUTION**

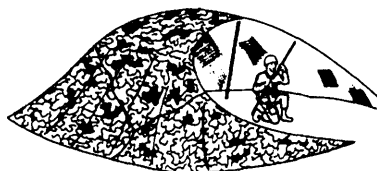
**To ensure that screens do not separate permanently, ensure that all pins are pushed all the way into clips.**

- a. To join screens, clip edges together with lanyard cord, quick-disconnects in manner shown in illustration. All pins should point in same direction.



LANYARD CORD GOES  
ON UNDERSIDE OF SCREEN.

- b. By pulling on lanyard in opposite direction of pins, quick-release is possible.  
c. Lean poles away from opening to allow screen separation.



**NOTE**

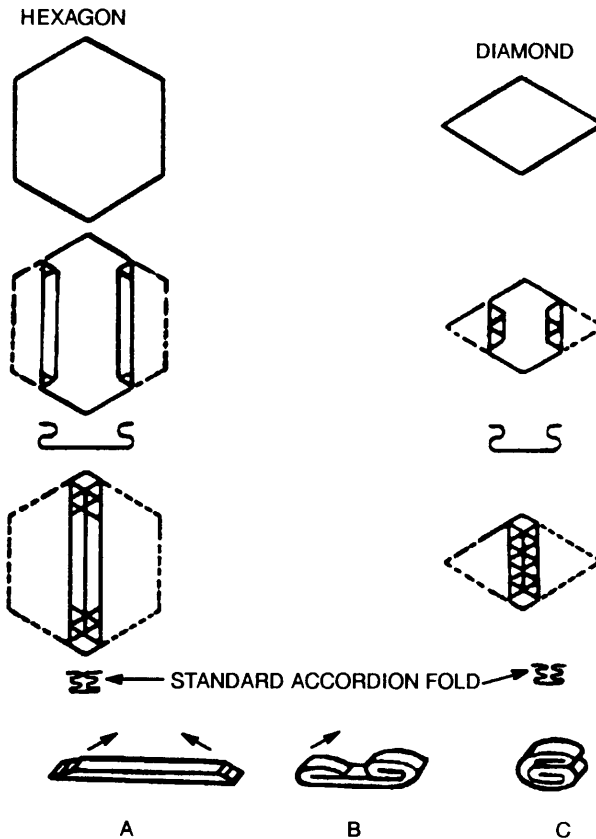
**If more than one lanyard is used along the line of separation, tie the ends together, insuring that you have all connectors facing the same direction.**

**2-5. FOLDING SCREENS FOR STORAGE**

**WARNING**

Secure dog tags and remove jewelry, clothing and individual equipment items that can be snagged while taking down camouflage screens. Failure to observe this warning can result in severe injury, loss of limbs and death from falling.

- a. Lay screen to be folded on clean surface and fold as illustrated:



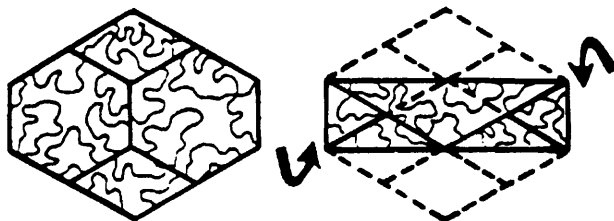
- b. After folding, store screens in covers and secure. Make sure radar-scattering screens are tagged.

---

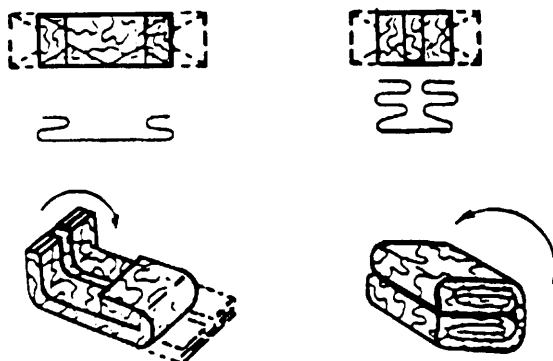
**2-6. FOLDING MULTIPLE SCREENS FOR STORAGE**

---

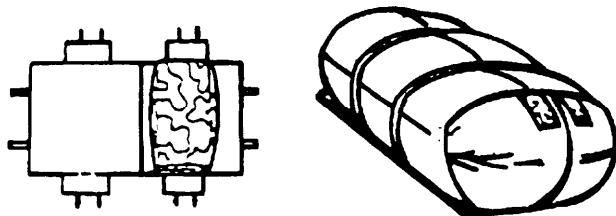
a. Lay screens flat on a dean surface.



b. Fold screens in accordion fashion.



c. Place folded screens in case and secure for transport.



---

**2-7. Storage Procedures for Camouflage Support System.**

---

- a. Place 12 poles in the bag with female end up.
- b. Insert 18 stakes into tops of poles (2 stakes in 9 poles).

**NOTE**

**Do not disassemble batten spreader.**

- c. Fold and insert batten spreader alongside of poles.

**CHAPTER 3****MAINTENANCE INSTRUCTIONS**

---

**Section I. SERVICE UPON RECEIPT OF MATERIAL**

---

**3-1. UNPACKING AND CHECKING THE EQUIPMENT**

---


- a. Inspect the equipment for damage. Report the damage on SF Form 364, Report of Discrepancy (ROD).
- b. Check the equipment against the packing slip to see if the shipment is complete. Report all discrepancies in accordance with DA PAM 738-750 (TAMMS).

**Section II. REPAIR PARTS, SPECIAL TOOLS AND EQUIPMENT**

---

**3-2. COMMON TOOLS AND EQUIPMENT**

---

For authorized common tools and equipment, refer to the modified Table of Organization and Equipment (MTOE) applicable to your unit. 

---

**3-3. SPECIAL TOOLS AND EQUIPMENT**

---

No special tools and equipment are required to maintain the screens.

---

**3-4. REPAIR PARTS**

---

Repair parts are listed and illustrated in Appendix D of this manual. A repair kit is included with each unit.

---

### Section III. MAINTENANCE PROCEDURES

---

#### 3-5. GENERAL

---

All maintenance of the screens can be performed at the operator/organization level. Generally, no repairs will be required on the Support System. Broken items are to be replaced.

---

#### 3-6. SUPPORT POLE MAINTENANCE

---

- a. Any bright spots on the aluminum poles will possibly negate the camouflage effort. The condition of the paint on the aluminum poles should be checked and scratched and chipped areas should be spot painted. If this is necessary, wire brush the area, wash with warm water and soap and dry thoroughly. Do not over-stress poles.

<b>WARNING</b>
----------------

**Enamel paint is flammable and toxic to the skin, eyes and respiratory tract. Eye and skin protection required. Avoid repeated or prolonged contact. Good general ventilation is normally adequate.**

- b. Spot paint using enamel, camouflage, forest green (NSN 8010-00-120-8382).

**3-7. SCREEN MAINTENANCE PROCEDURES**


- a. Maintenance consists of cleaning and repairing tears in screens.
  - (1) Cleaning screen systems:
    - (a) Fill two containers which will hold a camouflage screen (such as a 55 gallon drum) with water, preferably warm.
    - (b) Add sufficient detergent to one of the containers to form a soapy mixture. If cold water is used, add liquid detergent.
    - (c) Place the camouflage screen into the soapy water. Agitate the screen to remove dirt and any foreign matter.
    - (d) When screen is clean, remove it from the soapy water and place it into container with clean rinse water.
    - (e) After rinsing, hang the screen to dry.
- b. Repairing screen systems. Repair tears in screen, if practical, with patch material found in repair kit.

**CAUTION**

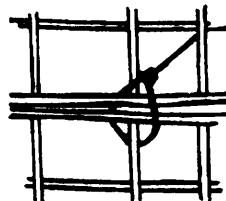
**Use only the fabric from the radar scattering screen repair kit to repair a radar scattering screen.**

**Use only the fabric from a radar transparent screen repair kit to repair a radar transparent screen.**

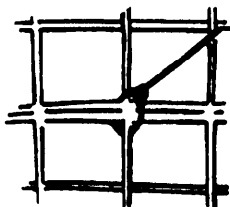
- (1) Repairing with plastic straps:




1. STRAP



2. CINCH



3. PULL TIGHTLY



4. CUT OFF TIP



**3-7. SCREEN MAINTENANCE PROCEDURES-Continued**

- (a) Use plastic straps to join sections of screens which are torn or cut.
- (b) If an area of screen has a hole or missing fabric, patch with matching fabric and secure with plastic straps.
- (2) Replacing broken or lost quick-disconnect lanyard devices:

**WARNING**

**Replace quick-disconnect lanyard devices on a flat, steady surface to prevent injury if the tool slips.**

- (a) Attach brackets to screen using a screw driver or similar tool to insert screen edge into quick-disconnect bracket. Place quick-disconnects about eight inches apart.



- (3) In the event all plastic straps have been used or there is adequate time, the following method of repairing with twine may be used.

---

**3-7. SCREEN MAINTENANCE PROCEDURES - Continued**

---



(a) Start in center of tear with knot. ■




(b) Wind one end of twine away from center knot. Pull tightly and tie knot at end of twine. Repeat same procedure with other end of twine going in the opposite direction. ■

---


3-7. SCREEN MAINTENANCE PROCEDURES - Continued

---

■ (4) Repairing irregular holes in screen:



■ (a) Trim ragged edges of hole making a square or circle, whichever way is best.




■ (b) After trimming ragged edges, cut a patch and lay it over torn area and secure with plastic straps.

---


**3-7. SCREEN MAINTENANCE PROCEDURES - Continued**

---

(5) Replacing missing fabric:



(a) Select fabric to blend in well with surrounding area.



(b) Place patch over opening being sure to cover all of exposed screen. For best results stretch patch in all four directions as you strap it into place.

---

**APPENDIX A**

**REFERENCES**

---

---

**A-1. SCOPE**

---

This appendix lists all forms, field manuals, technical manuals and miscellaneous publications referenced in this manual.

---

**A-2. FORMS**

---

Report of Discrepancy . . . . .SF 364  
Recommended Changes to DA Publications . . . . . DA Form 2028  
Quality Deficiency Report . . . . . SF 368

---

**A-3. TECHNICAL MANUALS**

---

The Army Maintenance Management System (TAMMS) . . . . . DA PAM 738-750  
Destruction of Equipment to Prevent Enemy Use . . . . .TM 750-244-3  
Maintenance Expenditure Limits . . . . .TB 43-0002-40  
Camouflage . . . . . FM 20-3

**APPENDIX B****MAINTENANCE ALLOCATION CHART**

---

**Section I. INTRODUCTION**

---

**B-1. GENERAL**

---

- a. This section provides a general explanation of all maintenance and repair functions authorized at various maintenance levels.
- b. The Maintenance Allocation Chart (MAC) in section II designates overall responsibility for the performance of maintenance functions on the identified end item or component. The implementation of the maintenance functions upon the end item or component will be consistent with the assigned maintenance functions.
- c. Section III lists the tools and test equipment required for each maintenance function as referenced from section II.
- d. Section IV contains supplemental instructions and explanatory notes for a particular maintenance function.

---

**B-2. MAINTENANCE FUNCTIONS**

---

- a. Inspect. To determine the serviceability of an item by comparing its physical, mechanical and/or electrical characteristics with established standards through examination.
- b. Test. To verify serviceability and detect incipient failure by measuring the mechanical or electrical characteristics of an item and comparing those characteristics with prescribed standards.
- c. Service. Operations required periodically to keep an item in proper operating condition, i.e., to clean (decontaminate), to preserve, to drain, to paint, or to replenish fuel, lubricants, hydraulic fluids, or compressed air supplies.

---

**B-2. MAINTENANCE FUNCTIONS – Continued**

---

- d. Adjust. To maintain, within prescribed limits, by bringing into proper or exact position, or by setting the operating characteristics to specified parameters.
- e. Align. To adjust specified variable elements of an item to bring about optimum or desired performance.
- f. Calibrate. To determine and cause corrections to be made or to be adjusted on instruments or test, measuring, and diagnostic equipment used in precision measurement. Consists of comparisons of two instruments, one of which is a certified standard of known accuracy, to detect and adjust any discrepancy in the accuracy of the instrument being compared.
- g. Install. The act of emplacing, seating, or fixing into position an item, part, or module (component or assembly) in a manner to allow the proper functioning of an equipment or system.
- h. Replace. The act of substituting a serviceable like part, subassembly, or module (component or assembly) for an unserviceable counterpart.
- i. Repair. The application of maintenance services or other maintenance actions to restore serviceability to an item by correcting specific damage, fault, malfunction, or failure in a part, subassembly, module (component or assembly), end item, or system.
- j. Overhaul. That maintenance effort (services/actions) necessary to restore an item to a completely serviceable/operational condition as prescribed by maintenance standards (i.e., DMWR) in appropriate technical publications. Overhaul is normally the highest degree of maintenance performed by the Army. Overhaul does not normally return an item to like new condition,
- k. Rebuild. Consists of those services/actions necessary for the restoration of unserviceable equipment to a like new condition in accordance with original manufacturing standards. Rebuild is the highest degree of material maintenance applied to Army equipment. The rebuild operation includes the act of returning to zero those age measurements (hours/miles, etc.) considered in classifying Army equipments/components.

---

**B-3. EXPLANATION OF COLUMNS IN THE MAC, SECTION II.**

---

- a. Column 1, Group Number. Column 1 lists group numbers, the purpose of which is to identify components, assemblies, subassemblies, and modules with the next higher assembly.
- b. Column 2, Component/Assembly. Column 2 contains the names of components, assemblies, subassemblies, and modules for which maintenance is authorized.
- c. Column 3, Maintenance Functions. Column 3 lists the functions to be performed on the item listed in column 2. (For detailed explanation of these functions, see para. B-2.)
- d. Column 4, Maintenance Level. Column 4 specifies, by the listing of a "work time" figure in the appropriate subcolumn(s), the lowest level of maintenance authorized to perform the function listed in column 3. This figure represents the active time required to perform the maintenance function at the indicated level of maintenance. If the number or complexity of the tasks within the listed maintenance function vary at different maintenance levels, appropriate "work time" figures will be shown for each level. The number of man-hours specified by the "work time" figure represents the average time required to restore an item (assembly, subassembly, component, module, end item, or system) to a serviceable condition under typical field operating conditions. This time includes preparation time, troubleshooting time, and quality assurance/quality control time in addition to the time required to perform the specific tasks identified for the maintenance functions authorized in the maintenance allocation chart. The symbol designations for the various maintenance levels are as follows:
  - C ..... Operator or crew.
  - O ..... Organization maintenance.
  - F ..... Direct support maintenance.
  - H ..... General support maintenance.
  - D ..... Depot maintenance.
- e. Column 5, Tools and Equipment. Column 5 specifies, by code, those common tool sets (not individual tools) and special tools, TM DE, and support equipment required to perform the designated function.
- f. Column 6, Remarks. This column shall, when applicable, contain a letter code, in alphabetic order, which shall be keyed to the remarks contained in Section IV.



Section II. MAINTENANCE ALLOCATION CHART

(1) GROUP NO.	(2) COMPONENT/ ASSEMBLY	(3) MAINT. FUNCTION	(4) MAINTENANCE LEVEL					(5) TOOLS AND EQUIP.	(6) REMARKS
			C	O	F	H	D		
01	Screen Assy, Hex	Inspect	.5		.5			A	
		Repair	1.0						
		Replace	.5						
02	Screen Assy, Diamond	Inspect	.5		.5		A		
		Repair	1.0						
		Replace	.5						
03	Lanyard Assy	Inspect	.1						
		Repair	.5						
		Replace	.1						
04	Repair Kit	Inspect	.2						
		Replace	.1						
05	Case, Carry	Inspect	.5						
		Replace	.1						
06	Adapter Assy	Inspect	.1						
		Repair	.1						
		Replace	.1						
07	Spreader, Batten	Inspect	.1						
		Replace	.1						
08	Pole, Support Aluminum	Inspect	.1						
		Repair	.2						
		Replace	.1						
	or								
08	Pole, Support Plastic	Inspect	.1						
		Replace	.1						
09	Stake	Inspect	.1						
		Replace	.1						
10	Case, Transport	Inspect	.5						
		Replace	.1						

**Section III. TOOL AND TEST EQUIPMENT REQUIREMENTS  
(Not Applicable)**

**Section IV. REMARKS**

**Remarks:**

Reference code:

- A. Direct support will inspect to determine serviceability before disposal. To determine serviceability, inspect the garnish, base net and edge cord for materials that have deteriorated and can be easily torn. If one or more of the following conditions exist, the net should be turned in to PDO:

1. The net can be easily broken in numerous places.
2. The garnish is dried out and brittle, or 25% of the garnish is broken away and hanging in a vertical position from the net.
3. The edge cord has broken away from the net in numerous places and cannot be reattached to a weak or deteriorated net.
4. The net has been repeatedly repaired and cannot be supported by the support system.
5. Maintenance Expenditure Limits for camouflage reach 65% of replacement cost to include material and labor.

**APPENDIX C****COMPONENTS OF END ITEM  
AND BASIC ISSUE ITEMS LISTS**

---

**Section I. INTRODUCTION**

---

**C-1. SCOPE**

---

This appendix lists components of end item and basic issue items for the camouflage screens and support systems to help inventory items required for safe and efficient operation.

---

**C-2. GENERAL**

---

The Components of End Item and Basic Issue Items are divided into the following sections:

- s. Section II. Components of End Item. This listing is for informational purposes only, and is not authority to requisition replacements. These items are part of the end item, but are removed and separately packaged for transportation or shipment. As part of the end item, these items must be with the end item whenever it is issued or transferred between property accounts. Illustrations are furnished to assist you in identifying the items.
  - b. Section III. Basic Issue Items. These are the minimum essential items required to place the camouflage screens and support systems in operation, to operate it, and to perform emergency repairs. Although shipped separately, packaged BII must be with the assembly during operation and whenever it is transferred between property accounts. This manual is your authority to request/requisition replacement BII, based on TOE/MTDE authorization of the end item.
-

---

**C-3. EXPLANATION OF COLUMNS**

---

- a. Illustration. This column is divided as follows:
  - (1) Figure Number. Indicates the figure number of the illustration on which the item is shown.
  - (2) Item Number. The number used to identify item called out in the illustration.
- b. National Stock Number. Indicates the National Stock Number assigned to the item and which will be used for requisitioning.
- c. Federal Supply Code for Manufacturers (FSCM). The FSCM is a 5 digit numeric code listed in SB 708-42 which is used to identify the manufacturer distributor, or Government agency, etc.
- d. Part Number. Indicates the primary number used by the manufacturer which controls the design and characteristics of the item by means of its engineering drawings, specification, standards, and inspection requirements to identify an item or range of items.
- e. Description. Indicates the Federal item name and, if required, a minimum description to identify the item.

**NOTE**

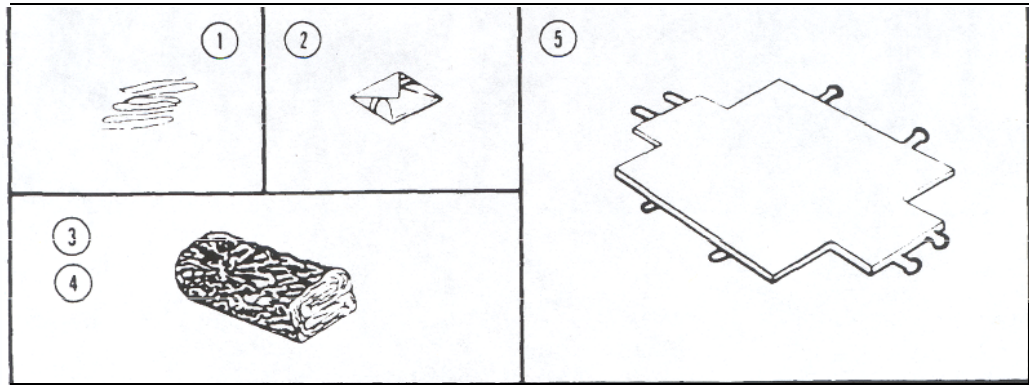
**Screen, Type II, can be repaired with Type II, III, and IV screens.  
 Screen, Type III, can be repaired with Type III and IV screens,  
 but not with Type II.  
 Screen, Type IV, can only be repaired with Type IV screen.**

- f. Usable on Code, "USABLE ON" codes are included to help you identify which component items are used on the different models. Identification of the codes used in these lists are:

CODE	USED ON
A	Camouflage Screen System, Woodland, Radar Scattering, Type II
B	Camouflage Screen System, Woodland, Radar Transparent, Type I
C	Camouflage Screen System, Desert, Radar Scattering, Type II
D	Camouflage Screen System, Desert, Radar Transparent, Type I
E	Camouflage Screen System, Snow, Radar Scattering, Type II
F	Camouflage Screen System, Snow, Radar Transparent, Type I
G	Camouflage Support System, Woodland/Desert, Type I, Aluminum
H	Camouflage Support System, Woodland/Desert, Type II, Plastic
J	Camouflage Support System, Snow, Type I, Aluminum
K	Camouflage Support System, Snow, Type II, Plastic
L	Camouflage Screen System, Snow, Radar Scattering, Type III
M	Camouflage Screen System, Woodland, Radar Scattering, Type III
N	Camouflage Screen System, Desert, Radar Scattering, Type III
P	Camouflage Screen System, Snow, Radar Scattering, Type IV
Q	Camouflage Screen System, Woodland, Radar Scattering, Type IV
R	Camouflage Screen System, Desert, Radar Scattering, Type IV

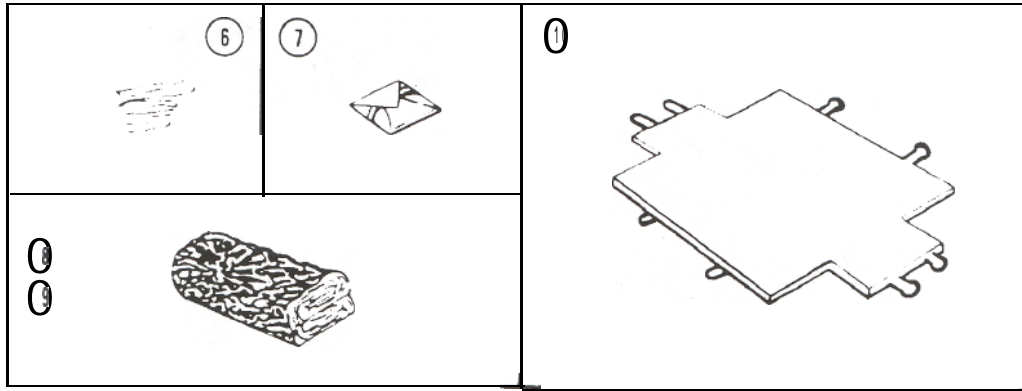
CODE	USED ON
S	Camouflage Screen System, Special Desert, Radar Scattering, Type IV
T	Camouflage Screen System, Special Desert, Radar Transparent, Type I
g.	Quantity Required (Qty Reqd). This column lists the quantity of each item required for a complete major item.

Section II. COMPONENTS OF END ITEM



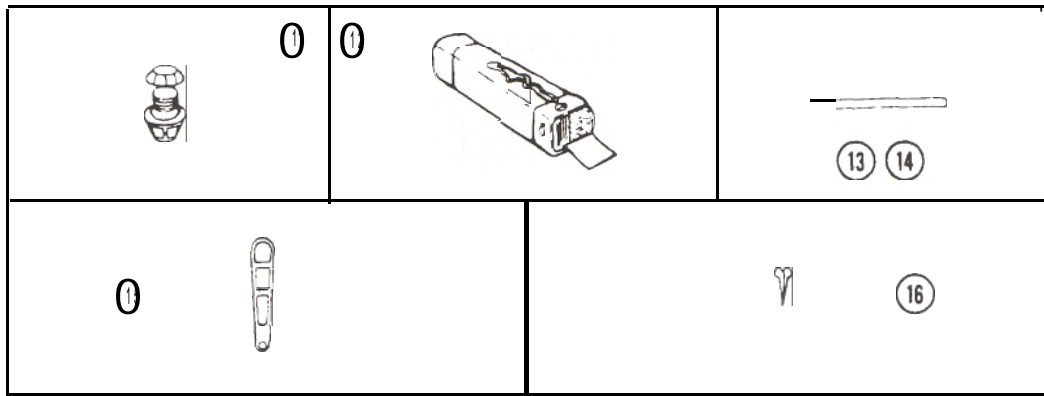
(1) Illus number	(2) National Stock Number	(3) Description FSCM and Part Number	Usable On Code	(4) U/M	(5) Qty rqr
SCREEN SYSTEM, DESERT, RADAR SCATTERING					
1	1080-00-571-5015	LANYARD WITH PINS (97403) 13226E0969	A,B,C,D, M,N,Q,R	EA	3
2	1080-01-075-4014	REPAIR KIT (97403) 13226E 1352-2	C	EA	1
	1080-01-266-1833	(97403) 13226E 1352-3	N	EA	1
	1080-01-266-I 834	(97403) 13226E1352-4	R	EA	1
3	1080-01-075-6840	SCREEN, DIAMOND (97403) 13226E0975-2	C	EA	1
	1080-01-266-1805	(97403) 13226E0975-3	N	EA	1
	1080-01-266-I 1806	(97403) 13226E0975-4	R	EA	1
4	1080-01-075-4015	SCREEN, HEXAGON (97403) 13226E0976-2	C	EA	1
	1080-01-266-I 807	(97403) 13226E0976-3	N	EA	1
	1060-01-266-I 808	(97403) 13226E0976-4	R	EA	1
5	1080-01-075-4012	TRANSPORT CASE (97403) 13226E0964-4	C	EA	1
	1080-01-266-I 792	(97403) 13226E0964-7	N	EA	1
	1080-01-266-i 793	(97403) 13226E0964-8	R	EA	1

Section II. COMPONENTS OF END ITEM — Continued



(1) Illus Number	(2) National Stock Number	(3) Description FSCM and Part Number	Usable On Code	(4) U/M	(5) Qty rqr
SCREEN SYSTEM, DESERT, RADAR TRANSPARENT					
6	1080-00-571-5015	LANYARD WITH PINS (97403) 13226E0969	A,B,C,D	EA	3
7	1080-01-073-3220	REPAIR KIT (97403) 13226E1352-1	D	EA	1
8	1080-01-075-4013	SCREEN, DIAMOND (97403) 13226E0975-1	D	EA	1
9	1080-01-073-1268	SCREEN, HEXAGON (97403) 13226E0976-1	D	EA	1
10	1080-01-073-3193	TRANSPORTCASE (97403) 13226E0964-3	D	EA	1

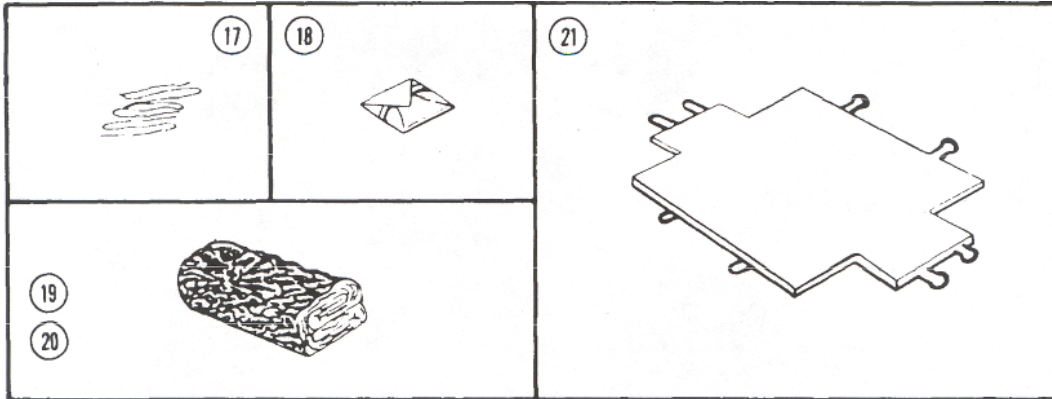
Section II. COMPONENTS OF END ITEM — Continued



(1) Illus Number	(2) National Stock Number	(3) Description FSCM and Part Number	Usable On Code	(4) U/M	(5) Qty rqr
<b>SUPPORT SYSTEM, SNOW</b>					
11	1080-01-081-1022	ADAPTER ASSY (81349) MILC52765	J,K	EA	6
12	1080-01-073-3 195	CARRYING CASE (81349) MILC52765	J,K	EA	1
13	1080-01-075-5 113	POLE, SUPPORT, ALUMINUM (81349) MILC52765	J	EA	12
14	1080-01-1 65-9026	POLE, SUPPORT, PLASTIC (81349) MILC52765	K	EA	12
15	1080-01-073-3196	SPREADER, BATTEN (81349) MILC52765	J,K	EA	18
16	1080-01-075-4017	STAKE, STEEL (81349) MILP501 TYPE II	J,K	EA	18

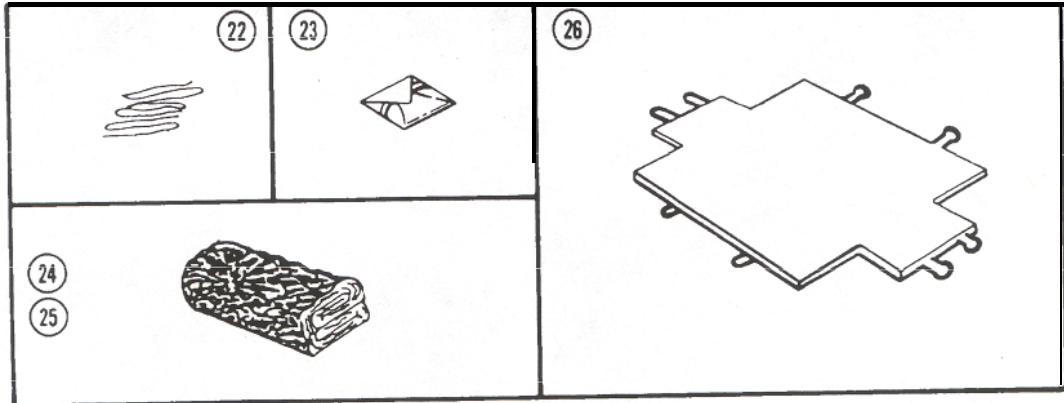


Section II. COMPONENTS OF END ITEM-Continued



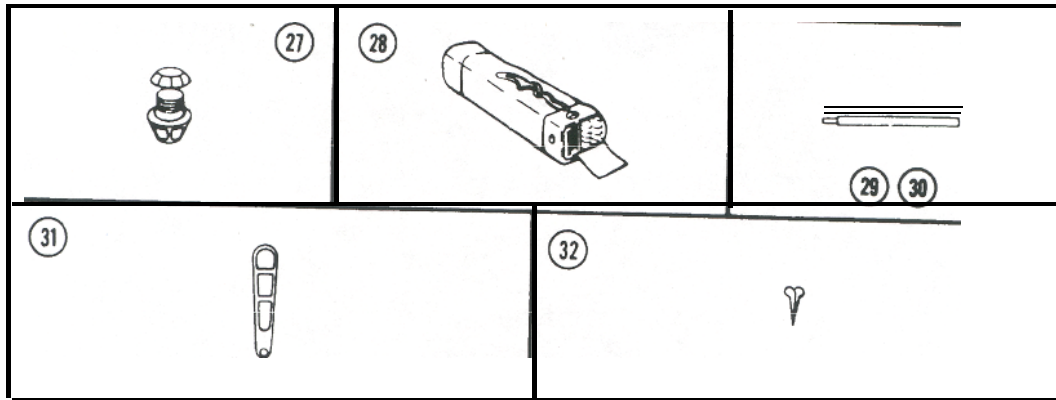
(1) Illus Number	(2) National Stock Number	(3) Description FSCM and Part Number	Usable On Code	(4) U/M	(5) Qty rqr
<b>SCREEN SYSTEM, SNOW, RADAR SCATTERING</b>					
17	1080-01-073-3198	<b>LANYARD WITH PINS</b> (97403) 13226E0968	E,F,L,P,	EA	3
18	1080-01-075-3266	REPAIR KIT (97403) 13226E1350-2	E	EA	1
	1080-01-266-1829	(97403) 13226E1350-3	L	EA	1
	1080-01-266-1830	(97403) 13226E1350-4	P	EA	1
19	1080-01-075-6839	SCREEN, DIAMOND (97403) 13226E0971-2	E	EA	1
	1080-01-266-1797	(97403) 13226E0971-3	L	EA	1
	1080-01-266-1798	(97403) 13226E0971-4	P	EA	1
20	1080-01-075-8013	SCREEN, HEXAGON (97403) 13226E0972-2	E	EA	1
	1080-01-266-1799	(97403) 13226E0972-3	L	EA	1
	1080-01-266-1800	(97403) 13226E0972-4	P	EA	1
21	1080-01-073-3191	TRANSPORT CASE (97403) 13226E0963-2	E	EA	1
	1080-01-266-1788	(97403) 13226E0963-3	L	EA	1
	1080-01-266-1789	(97403) 13226E0963-4	P	EA	1

Section II. COMPONENTS OF END ITEM — Continued



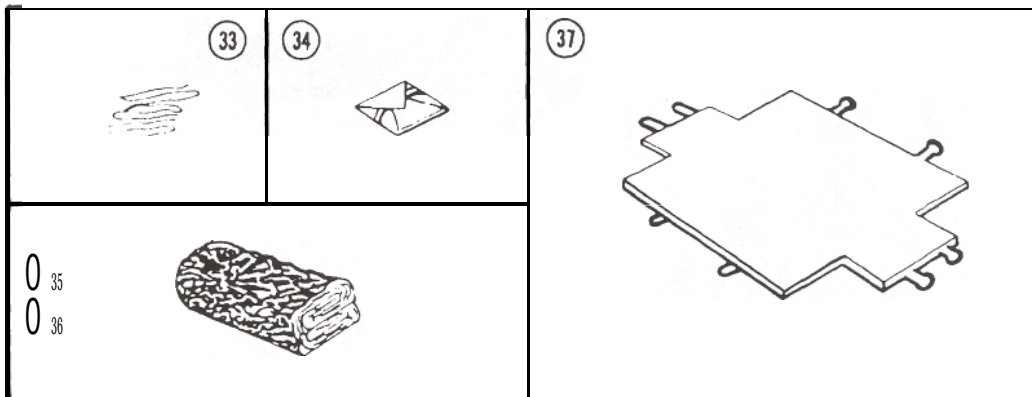
(1) Illustration Number	(2) National Stock Number	(3) Description FSCM and Part Number	Usable On Code	(4) U/M	(5) Qty rqr
<b>SCREEN SYSTEM, SNOW, RADAR TRANSPARENT</b>					
22	1080-01-073-3198	LANYARD WITH PINS (97403) 13226E0968	E,F	EA	3
23	1080-01-081-1021	REPAIR KIT (97403) 13226E1350-1	F	EA	1
24	1080-01-075-4018	SCREEN, DIAMOND (97403) 13226E0971-1	F	EA	1
25	1080-01-073-3192	SCREEN, HEXAGON (97403) 13226E0972-1	F	EA	1
26	1080-01-073-3190	TRANSPORT CASE (97403) 13226E0963-1	F	EA	1

Section II. COMPONENTS OF END ITEM — Continued




(1) Illus Number	(2) National Stock Number	(3) Description FSCM and Part Number	Usable On Code	(4) U/M	(5) Qty rqr
<b>SUPPORT SYSTEM, WOODLAND, DESERT</b>					
27	1080-00-1 08-1595	ADAPTERASSY (81349) MILC52765	G,H	EA	6
28	1080-00-1 08-1 646	CARRYING CASE (81349) MILC52765	G,H	EA	1
29	1080-00-563-6342	POLE, SUPPORT, ALUMINUM (81349) MILC52765	G	EA	12
30	1080-01-1 65-9027	POLE, SUPPORT, PLASTIC (8 1349) MILC52765	H	EA	12
31	1080-00-1 08-1545	SPREADER, BATTEN (8 1349) MILC52765	G,H	EA	18
32	1080-00-1 08-1 654	STAKE, ALUMINUM (81349) MILP501 TYPE I	G,H	EA	18

Section II. COMPONENTS OF END ITEM-Continued



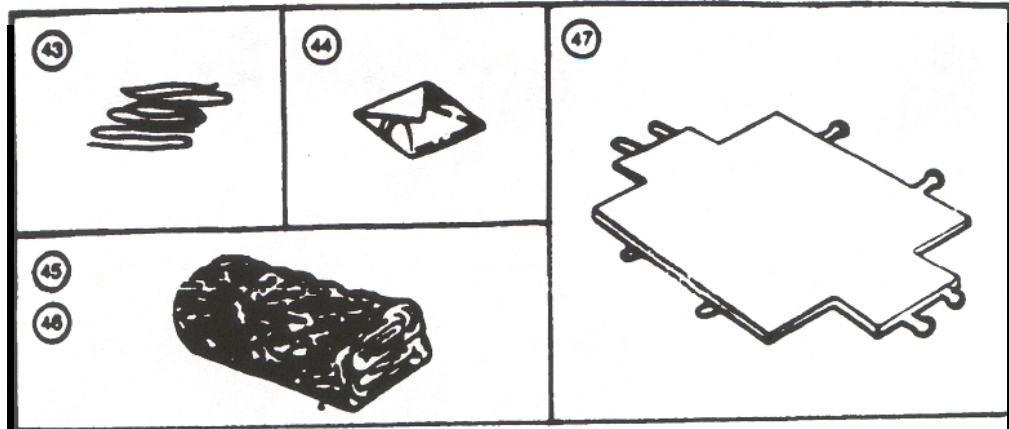
(1) Illustration Number	(2) National Stock Number	(3) Description FSCM and Part Number	Usable On Code	(4) U/M	(5) Qty rqr
<b>SCREEN SYSTEM, WOODLAND, RADAR SCATTERING</b>					
33	1080-00-571-5015	LANYARD WITH PINS (97403) 13226E0969	A,B,C,D, M,N,Q,R	EA	3
34	1080-00-108-1114	<b>REPAIR KIT</b> (97403) 13226E1351-2	A	EA	1
	1080-01-266-1831	(97403) 13226E1351-3	M	EA	1
	1080-01-266-1832	(97403) 13226E1351-4	Q	EA	1
35	1080-00-107-9206	SCREEN, DIAMOND (97403) 13226E0973-2	A	EA	1
	1080-01-266-1801	(97403) 13226E0973-3	M	EA	1
	1080-01-266-1802	(97403) 13226E0973-4	Q	EA	1
36	1080-00-107-8589	<b>SCREEN, HEXAGON</b> (97403) 13226E0974-2	A	EA	1
	1080-01-266-1803	(97403) 13226E0974-3	M	EA	1
	1080-01-266-1804	(97403) 13226E0974-4	Q	EA	1
37	1080-00-108-1155	TRANSPORTCASE (97403) 13226E0964-2	A	EA	1
	1080-01-266-1790	(97403) 13226E0964-5	M	EA	1
	1080-01-266-1791	(97403) 13226E0964-6	Q	EA	1

Section II. COMPONENTS OF END ITEM — Continued



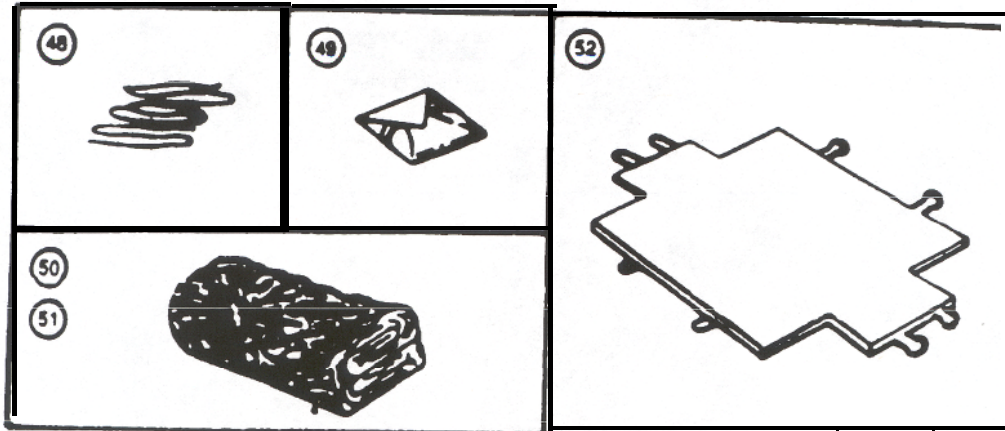
(1) Illus Number	(2) National Stock Number	(3) Description. FSCM and Part Number	Usable On Code	(4) U/M	(5) Qty rqr
<b>SCREEN SYSTEM, WOODLAND, RADAR TRANSPARENT</b>					
38	1080-00-571-5015	LANYARD WITH PINS (97403) 13226E0969	A,B,C,D	EA	3
39	1080-00-1 07-8563	REPAIR KIT (97403) 13226E1351-1	B	EA	1
40	1080-00-1 07-8293	SCREEN, DIAMOND (97403) 13226E0973-1	B	EA	1
41	1080-00-107-8112	SCREEN, HEXAGON (97403) 13226E0974	B	EA	1
42	1080-00-108-1 155	TRANSPORT CASE (97403) 13226E0964-2	B	EA	1

Section II. COMPONENTS OF END ITEM — Continued



(1) Illus Number	(2) National Stock Number	(3) Description FSCM and Part Number	Usable On Code	(4) U / M	(5) Qty rqr
<b>SCREENSYSTEM, SPECIAL DESERT, RADASCATTERING</b>					
43	1080-00-571-5015	LANYARD WITH PIN (97403) 1322660969	A,B,C,D,M, N,Q,R,S,T	EA	3
44	1080-01-325-4999	REPAIR KIT, SPECIAL DESERT (97403) 13229E8584-4	S	EA	1
45	1080-01-325-4998	SCREEN DIAMOND, SPECIAL DESERT (97403) 13229E8583-4	S	EA	1
46	1080-01-325-4990	SCREEN HEXAGON, SPECIAL DESERT (97403) 13229E8582-4	S	EA	1
47	1080-01-325-5000	TRANSPORT CASE, SPECIAL DESERT (97403) 13226E0964-10	S	EA	1

Section II. COMPONENTS OF END ITEM — Continued



(1) Illustration Number	(2) National Stock Number	(3) Description FSCM and Part Number	Usable On Code	(4) U/M	(5) Qty rqr
		<b>SCREEN SYSTEM, SPECIAL DESERT, RADAR TRANSPARENT</b>			
48	1080-00-571-5015	LANYARD WITH PIN (97403) 13226E0969	A, B, C, D, M N, Q, R, S, T	EA	3
49	1080-01-325-4994	REPAIR KIT, SPECIAL DESERT (97403) 13229E8584-1	T	EA	1
50	1080-01-325-4997	SCREEN DIAMOND, SPECIAL DESERT (97403) 13229E8583-1	T	EA	1
51	1080-01-325-4996	SCREEN HEXAGON, SPECIAL DESERT (97403) 13229E8582-1	T	EA	1
52	1080-01-325-4999	TRANSPORT CASE, SPECIAL DESERT (97403) 13226E0964-9	T	EA	1

SECTION III. BASIC ISSUE ITEMS LIST

(1) ITEM NUMBER	(2) NATIONAL STOCK NUMBER	(3) DESCRIPTION	(4) U/M	(5) QTY
	N/A	TECHNICAL MANUAL TM5-1080-200-13&P	EACH	1

NOTE

TECHNICAL MANUALS  
ARE ISSUED WITH EACH  
SCREEN SYSTEM.



APPENDIX D

REPAIR PARTS AND SPECIAL TOOLS LIST

		Page	Illus Figure
Section I.	INTRODUCTION . . . . .	D-2	
Section II.	REPAIR PARTS LIST . . . . .	D-9	
Group 01.	Camouflage Screen System, Type I, Type II, Type III and Type IV, and Support System, Type I and Type II . . . . .	D-9	D-1
Group 02.	Camouflage Screen System, <u>Woodland</u> , Radar Scattering and Radar Transparent . . . . .	D- 11	D-2
Group 03.	Camouflage Screen System, <u>Desert</u> , Radar Scattering and Radar Transparent . . . . .	D-19	D-3
Group 04.	Camouflage Screen System, <u>Snow</u> , Radar Scattering and Radar Transparent . . . . .	D-26	D-4
Group 05.	Camouflage Screen <u>Support System</u> , Woodland/Desert . . . . .	D-31	D-5
Group 06.	Camouflage Screen <u>Support System, Snow</u> . . . . .	D-33	D-6
Group 07.	Bulk Material List . . . . .	D-35	BULK
Section III.	SPECIAL TOOLS LIST (Not applicable)		
Section IV.	NATIONAL STOCK NUMBER AND PART NUMBER INDEX		

## Section I. INTRODUCTION

---

### D-1. SCOPE

---

This manual lists repair parts; special tools; special test, measurement, and diagnostic equipment (TMDE), and other special support equipment required for performance of organizational maintenance of camouflage screen/support systems. It authorizes the requisitioning and issue of repair parts as indicated by the source and maintenance codes.

---

### D-2. GENERAL

---

This Repair Parts and Special Tools List is divided into the following sections:

- a. Section II. Repair Parts List. A list of repair parts authorized for use in the performance of maintenance. The list also includes parts which must be removed for replacement of the authorized parts. Parts lists are composed of functional groups in numeric sequence, with the parts in each group listed in figure and item number sequence. Bulk materials are listed in NSN sequence.
- b. Section III. Special Tools List. A list of special tools, special TM DE, and other special support equipment authorized for the performance of maintenance. (Not applicable)
- c. Section IV. National Stock Number and Part Number Index. A list, in National Item Identification Number (NIIN) sequence, of all National Stock Numbers (NSN) appearing in the listings, followed by a list in alphanumeric sequence of all part numbers appearing in the listings. National stock numbers and part numbers are cross-referenced to each illustration figure and item number appearance. This index is followed by a cross-reference list of reference designators to figure and item numbers. (Not applicable)

---

### D-3. EXPLANATION OF COLUMNS

---

- a. Illustration. This column is divided as follows:
  - (1) Figure Number. Indicates the figure number of the illustration in which the item is shown.

---

**D-3. EXPLANATION OF COLUMNS – Continued**


---

(2) Item Number. The number used to identify item called out in the illustration.

b. Source, Maintenance, and Recoverability (SMR) Codes.

(1) Source Code. Source codes indicate the manner of acquiring support items for maintenance, repair, or overhaul of end items.

Source codes are entered in the first and second positions of the Uniform SMR Code format as follows:

CODE	DEFINITION
PA	Item procured and stocked for anticipated or known usage.
PB	Item procured and stocked for insurance purposes because essentiality dictates that a minimum quantity be available in the supply system.
PC	Item procured and stocked and which otherwise would be coded PA except that it is deteriorative in nature.
PD	Support item, excluding support equipment, procured for initial issue or outfitting and stocked only for subsequent or additional initial issues or outfitting. Not subject to automatic replenishment.
PE	Support equipment procured and stocked for initial issue or outfitting to specified maintenance repair activities.
PF	Support equipment which will not be stocked but which will be centrally procured on demand.
PG	Item procured and stocked to provide for sustained support for life of the equipment. It is applied to an item peculiar to the equipment which, because of probable discontinuance or shutdown of production facilities, would prove uneconomical to reproduce at a later date.
KD	An item of depot overhaul/repair kit and not purchased separately. Depot kit defined as a kit that provides items required at the time of overhaul or repair.
KF	An item of a maintenance kit and not purchased separately. Maintenance kit defined as a kit that provides an item that can be replaced at organizational or intermediate levels of maintenance.

CODE	DEFINITION
KB	Item included in both a depot overhaul/repair kit and a maintenance kit.
MO	Item to be manufactured or fabricated at organizational level.
MF	Item to be manufactured or fabricated at the direct support maintenance level.
MH	Item to be manufactured or fabricated at general maintenance support level.
MD	Item to be manufactured or fabricated at depot maintenance level.
AO	Item to be assembled at organizational level.
AF	Item to be assembled at direct support maintenance level.
AH	Item to be assembled at general support maintenance level.
AD	Item to be assembled at depot maintenance level.
XA	Item is not procured or stocked because the requirements for the item will result in replacement of the next higher assembly.
XB	Item not procured or stocked. If not available through salvage, requisition.
XD	A support item that is not stocked. When required, item will be procured through normal supply channels.

**NOTE**

**Cannibalization or salvage may be used as a source of supply for any items coded above except those coded XA and support items restricted by AR 700-42.**

- (2) Maintenance Code. Maintenance codes are assigned to indicate the levels of maintenance authorized to USE and REPAIR support items. The maintenance codes are entered in the third and fourth positions of the Uniform SMR Code format as follows:
  - (a) The Maintenance Code entered in the third position will indicate the lowest maintenance level authorized to remove, replace, and use the support item. The maintenance code entered in the third position will indicate one of the following levels of maintenance.

CODE	APPLICATION/EXPLANATION
C	Crew or operator maintenance performed within organizational maintenance.
O	Support item is removed, replaced, used at the organizational level.
I	Support item is removed, replaced, used by the direct support element of integrated direct support maintenance.
F	Support item is removed, replaced, used at the direct support level.
H	Support item is removed, replaced, used at the general support level.
D	Support items that are removed, replaced, used at depot, mobile depot, or specialized repair activity only.

**NOTE**

**Codes I and F will be considered the same by direct support units.**

(b) The maintenance code entered in the fourth position indicates whether the item is to be repaired and identifies the lowest maintenance level with the capability to perform complete repair (i.e., all authorized maintenance functions). This position will contain one of the following maintenance codes.

O	The lowest maintenance level capable of complete repair of the support item is the organization level.
F	The lowest maintenance level capable of complete repair of the support item is the direct support level.
H	The lowest maintenance level capable of complete repair of the support item is the general support level.
D	The lowest maintenance level capable of complete repair of the support item is the depot level.
L	Repair restricted to designated, Specialized Repair Activity.
Z	Nonreparable. No repair is authorized.
B	No repair is authorized. The item may be reconditioned by adjusting, lubricating, etc., at the user level. No parts or special tools are procured for the maintenance of this item.

- (3) Recoverability Codes. Recoverability codes are assigned to support items to indicate the disposition action on unserviceable items. The recoverability code is entered in the fifth position of the Uniform SMR Code format as follows:

RECOVERABILITY  
CODE

DEFINITION

- |   |   |   |
|---|---|---|
| Z | - | Non-reparable item. When unserviceable, condemn and dispose at the level indicated in position three (3).   |
| O | - | Reparable item. When uneconomically reparable, condemn and dispose at organizational level.   |
| F | - | Reparable item. When uneconomically reparable, condemn and dispose at direct support level.   |
| H | - | Reparable item. When uneconomically reparable, condemn and dispose at general support level.  |
| D | - | Reparable item. When beyond lower level repair capability, return to depot. Condemnation and disposal not authorized below depot level.   |
| L | - | Reparable item. Repair, condemnation, and disposal not authorized below depot/specialized repair activity level.  |
| A | - | Item requires special handling or condemnation procedures because of specific reasons (i.e., precious metal content, high dollar value, critical material, or hazardous material). Refer to appropriate manuals/directives for specific instructions. |
- c. National Stock Number. Indicates the National Stock Number assigned to the item and which will be used for requisitioning.
- d. Part Number. Indicates the primary number used by the manufacturer (individual, company, firm, corporation, or Government activity), which control the design and characteristics of the item by means of its engineering drawings, specifications, standards, and inspection requirements to identify an item or range of items.

**NOTE**

**When a stock numbered item is requisitioned, the item received may have a different part number than the part being replaced.**

- e. Federal Supply Code for Manufacturers (FSCM). The FSCM is a 5-digit numeric code listed in SB 708-42 which is used to identify the manufacturer, distributor, or Government agency, etc.
- f. Description. Indicates the Federal item name and, if required, a minimum description to identify the items. Items that are included in kits and sets are listed below the name of the kit or set with the quantity of each item in the kit or set indicated in the quantity incorporated in unit column.
- g. Unit of Measure (U/M). Indicates the standard or basic quantity of the listed item as used in performing the actual maintenance function. This measure is expressed by a two-character alphabetical abbreviation (e.g., ea, in, pr, etc.). When the unit of measure differs from the unit of issue, the lowest unit of issue that will satisfy the required units of measure will be requisitioned.
- h. Quantity Incorporated in Unit. Indicates the quantity of the item used in the breakout shown on the illustration figure, which is prepared for functional group, subfunctional group, or an assembly. A "V" appearing in this column in lieu of a quantity indicates that no specific quantity is applicable (e.g., shims, spacers, etc.).

---

**D-4. SPECIAL INFORMATION**

---

Usable On Code. "USABLE ON" codes are included to help you identify which Component items are used on the different models. Identification of the codes used in these lists are:

CODE	USED ON
A	Camouflage Screen System, Woodland, Radar Scattering, Type II
B	Camouflage Screen System, Woodland, Radar Transparent, Type I
C	Camouflage Screen System, Desert, Radar Scattering, Type II
D	Camouflage Screen System, Desert, Radar Transparent, Type I
E	Camouflage Screen System, Snow, Radar Scattering, Type II
F	Camouflage Screen System, Snow, Radar Transparent, Type I
G	Camouflage Support System, Woodland/Desert, Type I, Aluminum
H	Camouflage Support System, Woodland/Desert, Type II, Plastic
J	Camouflage Support System, Snow, Type I, Aluminum
K	Camouflage Support System, Snow, Type II, Plastic
L	Camouflage Screen System, Snow, Radar Scattering, Type III
M	Camouflage Screen System, Woodland, Radar Scattering, Type III
N	Camouflage Screen System, Desert, Radar Scattering, Type III
P	Camouflage Screen System, Snow, Radar Scattering, Type IV
Q	Camouflage Screen System, Woodland, Radar Scattering, Type IV
R	Camouflage Screen System, Desert, Radar Scattering, Type IV
S	Camouflage Screen System, Special Desert, Radar Scattering, Type IV
T	Camouflage Screen System, Special Desert, Radar Transparent, Type I

---

## D-5. HOW TO LOCATE REPAIR PARTS

---

- a. When National Stock Number or Part Number is Unknown:
  - (1) Using the table of contents determine the assembly group within which the repair part belongs. This is necessary since illustrations are prepared for assembly groups, and listings are divided into the same groups.
  - (2) Find the illustration covering the assembly group to which the repair part belongs.
  - (3) Identify the repair part on the illustration and note the illustration figure number and item number of the repair part.
  - (4) Using the repair parts listing, find the assembly group to which the repair part belongs and locate the illustration figure and item number noted on the illustration.
  
- b. When National Stock Number or Part Number is Known:
  - (1) First. Using the Index of National Stock Numbers and Part Numbers, find the pertinent National Stock Number or Part Number. This index is in NIIN sequence followed by a list of part numbers in alphanumeric sequence, cross-referenced to the illustration figure number and item number.
  - (2) Second. After finding the figure and item number, locate the figure and item number in the repair parts list.



Section II. REPAIR PARTS LIST

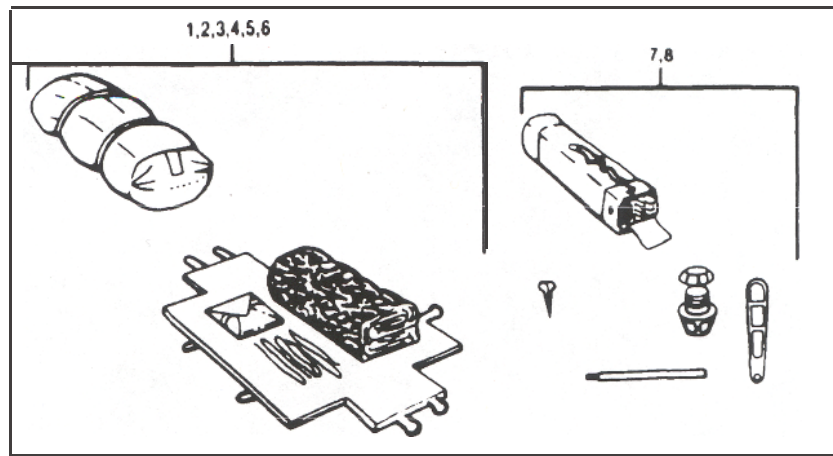


Figure D-I. Camouflage Screen Systems and Support Systems

FIG #	ITEM #	SMR CODE	NATIONAL STOCK NUMBER	PART NUMBER	FSCM	DESCRIPTION	USE ON CODE	U/M	QTY IN UNIT
<b>Group 01-06, Camouflage Screen System, Type I, Type II, Type III, and Type IV, and Support System, Type I and Type II</b>									
D-1	1	'A00I	1080-00-103-1246	1322661359	97403	CAMOUFLAGE SCREEN SYSTEM WOODLAND RADAR SCATTERING TYPE III (SEE FIG D-2 FOR DETAIL BREAKDOWN)	A	EA	1
D-1	2	'A00F	1080-00-103-1322	13226E1356	97403	CAMOUFLAGE SCREEN SYSTEM WOODLAND RADAR TRANSPARENT TYPE (SEE FIG D-2 FOR DETAIL BREAKDOWN)	B	EA	1
D-1	3	'A00F	1080-00-103-1322	13226E1360	97403	CAMOUFLAGE SCREEN SYSTEM DESERT RADAR SCATTERING TYPE II (SEE FIG D-3 FOR DETAIL BREAKDOWN)	C	EA	1
D-1	4	'A00F	1080-00-103-1211	13226E1357	97403	CAMOUFLAGE SCREEN SYSTEM DESERT, RADAR TRANSPARENT TYPE I (SEE FIG D-3 FOR DETAIL BREAKDOWN)	D	EA	1
D-1	5	A00F	1080-00-103-1233	13226E1358	37403	CAMOUFLAGE SCREEN SYSTEM, SNOW, RADAR SCATTERING TYPE II. (SEE FIG D-4 FOR DETAIL BREAKDOWN)	E	EA	1
D-1	6	'A00F	1080-00-103-1234	13226E1359	97403	CAMOUFLAGE SCREEN SYSTEM SNOW RADAR TRANSPARENT TYPE (SEE FIG D-4 FOR DETAIL BREAKDOWN)	F	EA	1

FIG #	ITEM #	SMR CODE	NATIONAL STOCK NUMBER	PART NUMBER	FSCM	DESCRIPTION	USE ON CODE	U/M	QTY IN UNIT
D-1	7	PAOOF	1080-00-108-1173	MIL-C-52765C TYPE I CLASS 1	81349	SUPPORT SYSTEM, WOODLAND AND DESERT, TYPE I (SEE FIG D-5 FOR DETAIL BREAKDOWN)	G	EA	1
D-1	7	PAOOF	1080-01-179-6025	MIL-C-52765C TYPE II CLASS 1	81349	SUPPORT SYSTEM, WOODLAND AND DESERT, TYPE II (SEE FIG D-5 FOR DETAIL BREAKDOWN)	H	EA	1
D-1	8	PAOOF	1080-00-556-4954	MIL-C-52765C TYPE I CLASS 2	81349	SUPPORT SYSTEM, SNOW, TYPE I (SEE FIG D-6 FOR DETAIL BREAKDOWN)	J	EA	1
D-1	8	PAOFF	1080-01-179-6024	MIL-C-52765C TYPE II CLASS 2	81349	SUPPORT SYSTEM, SNOW, TYPE II (SEE FIG D-6 FOR DETAIL BREAKDOWN)	K	EA	1
D-1	9	PAOOF	1080-01-266-1823	13228E5928	97403	CAMOUFLAGE SCREEN SYSTEM, SNOW, RADAR SCAT- TERING, TYPE III (SEE FIG D-4 FOR DETAIL BREAKDOWN)	L	EA	1
D-1	10	PAOOF	1080-01-266-1824	13228E5929	97403	CAMOUFLAGE SCREEN SYSTEM, WOODLAND, RADAR SCATTERING, TYPE III, (SEE FIG D-2 FOR DETAIL BREAKDOWN)	M	EA	1
D-1	11	PAOFF	1080-01-266-1825	13228E5930	97403	CAMOUFLAGE SCREEN SYSTEM, DESERT, RADAR SCATTERING, TYPE III, (SEE FIG D-3 FOR DETAIL BREAKDOWN)	N	EA	1
D-1	12	PAOFF	1080-01-266-1826	13228E5931	97403	CAMOUFLAGE SCREEN SYSTEM, SNOW, RADAR SCAT- TERING, TYPE IV, (SEE FIG D-4 FOR DETAIL BREAKDOWN)	P	EA	1
D-1	13	PAOFF	1080-01-266-1827	13228E5932	97403	CAMOUFLAGE SCREEN SYSTEM, WOODLAND, RADAR SCATTERING, TYPE IV, (SEE FIG D-2 FOR DETAIL BREAKDOWN)	Q	EA	1
D-1	14	PAOOF	1080-01-266-1828	13228E5933	97403	CAMOUFLAGE SCREEN SYSTEM, DESERT, RADAR SCATTERING, TYPE IV, (SEE FIG D-3 FOR DETAIL BREAKDOWN)	R	EA	1
D-1	15	PAOOF	1080-01-325-4993	13229E8581	97403	CAMOUFLAGE SCREEN SYSTEM, SPECIAL DESERT, RADAR SCATTERING, TYPE IV	S	EA	1
D-1	16	PAOOF	1080-01-325-6418	13229E8580	97403	CAMOUFLAGE SCREEN SYSTEM, SPECIAL DESERT, RADAR TRANSPARENT, TYPE I	T	EA	1

CHANGE 5

D-10

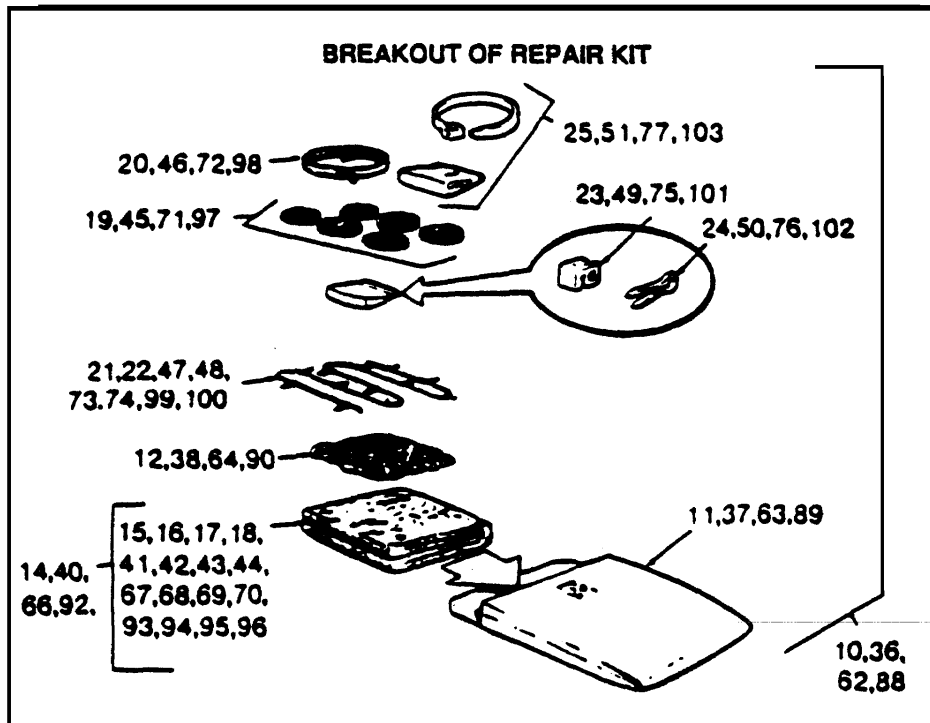
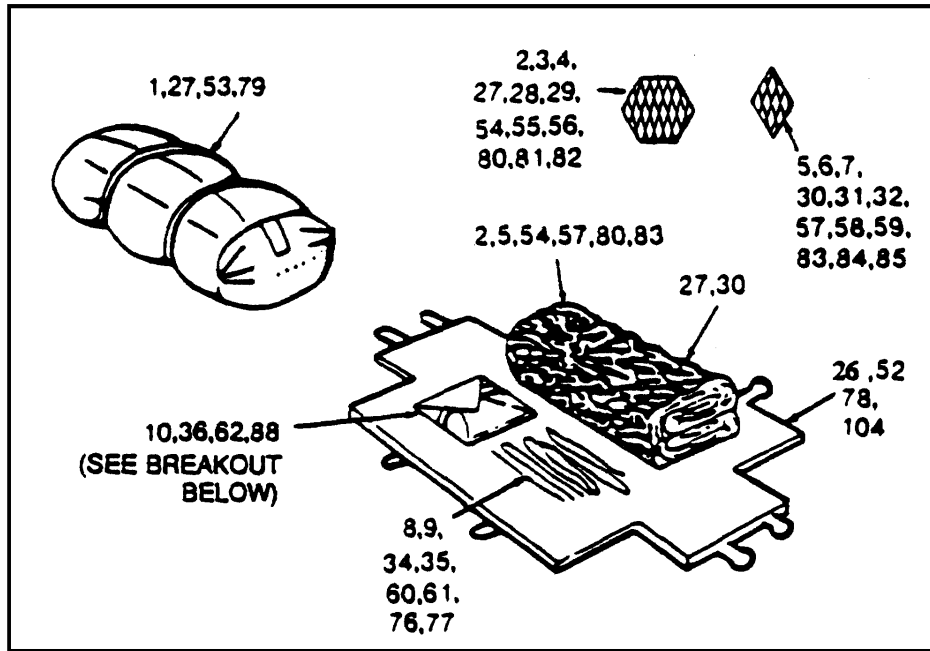


Figure D-2. Camouflage Screen System: Woodland, Radar Scattering and Radar Transparent

FIG #	ITEM #	SMR CODE	NATIONAL STOCK NUMBER	PART NUMBER	FSCM	DESCRIPTION	USE ON CODE	U/M	QTY IN UNIT
TMS-1080-200-13&P									
GROUP 02. CAMOUFLAGE SCREEN SYSTEM, WOODLAND, RADAR SCATTERING AND RADAR TRANSPARENT									
D-2	1	PAOOF	1080-00-103-1246	13226E1259	97403	CAMOUFLAGE SCREEN SYSTEM, WOODLAND, RADAR SCATTERING, TYPE II,	A	EA	1
D-2	2	PAOOF	1080-00-107-8589	13226E0974-2	97403	SCREEN, HEXAGON	A	EA	1
D-2	3	XAOZZ		13226E0960-1	97403	NET HEXAGON SCREEN	A,B	EA	1
D-2	4	PAOZZ	5340-00-564-9062	13226E0967	97403	BRACKET, QUICK CONNECT/DISCONNECT	A,B C,D	EA	150
D-2	5	PAOOF	1080-00-107-9206	13226E0973-2	97403	SCREEN, DIAMOND	A	EA	1
D-2	6	XAOZZ		13226E0961-1	97403	NET, DIAMOND SCREEN	A,B	EA	1
D-2	7	PAOZZ	5340-00-564-9062	13226E0967	97403	BRACKET, QUICK CONNECT/DISCONNECT	A,B C,D	EA	100
D-2	8	PAOOZ	1080-00-571-5015	13226E0969	97403	LANYARD WITH PINS	A,B C,D	EA	3
D-2	9	PAOZZ	5315-00-559-1551	13226E0962	97403	PIN, QUICK CONNECT/DISCONNECT	A,B C,D	EA	75
D-2	10	PAOOZ	1080-00-108-1114	13226E1351-2	97403	REPAIR KIT	A	EA	1
D-2	11	PAOZZ	1080-01-183-4433	13226E0965-3	97403	CASE, REPAIR KIT	A	EA	1
D-2	12	PAOZZ	1080-01-047-9312	13226E0970-6	97403	NET, GARNISHED	A	EA	1
D-2	13	XAOZZ		100016	52973	NET, 1 SQ METER	A,B	EA	1
D-2	14	PAOZZ	1080-01-051-1433	13226E1351-2 ITEM 9 TO 12	97403	KIT, CLOTH ASSORTMENT	A	EA	1
D-2	15	XAOZZ		13226E1351-12	97403	CLOTH, OLIVE/TAN 5 SQ FEET	A	EA	1
D-2	16	XAOZZ		13226E1351-11	97403	CLOTH, LT. GRN/KHAKI 5 SQ FEET	A	EA	1
D-2	17	XAOZZ		13226E1351-10	97403	CLOTH, FOREST GRN/BRN 5 SQ FT.	A	EA	1
D-2	18	XAOZZ		13226E1351-9	97403	CLOTH, GRN/DK. GRN 5 SQ FT.	A	EA	1
D-2	19	MOOZZ		100017	52973	TWINE, 5 FT LONG, MAKE FROM P/N PD-1080-0024, COLOR 34087, NSN: 1080-01-062-2184	A,B	EA	6
D-2	20	MOOZZ		140007	52973	CORD, 16 FT LONG, MAKE FROM P/N MILC43256 COLOR FED STD 595-34087, NSN: 4020-01-041-0788	A,B	FT	1

FIG #	ITEM #	SMR CODE	NATIONAL STOCK NUMBER	PART NUMBER	FSCM	DESCRIPTION	USE ON CODE	U/M	QTY IN UNIT
D-2	21	PAOOZ	1080-00-571-5015	13226E0969	97403	LANYARD WITH PINS	A,B C,D	EA	1
D-2	22	PAOOZ	5315-00-559-1551	13226E0962	97403	PIN, QUICK CONNECT/ DISCONNECT	A,B C,D	EA	25
D-2	23	PAOZZ	5340-00-564-9062	13226E0967	97403	BRACKET, QUICK CONNECT/ DISCONNECT	A,B, C,D	EA	30
D-2	24	PAOZZ	5315-00-559-1551	13226E0962	97403	PIN, QUICK CONNECT/ DISCONNECT	A,B, C,D	EA	30
D-2	25	PAOZZ	1080-01-022-8633	13226E777-2	97403	STRAP, TIE DOWN (1 BAG = 200 STRAPS)	A,B, C,D	EA	200
D-2	26	PAOZZ	1080-00-108-1155	13226E0964-2	97403	CASE, TRANSPORT	A	EA	1
D-2	27	PAOOF	1080-00-103-1322	13226E1356	97403	CAMOUFLAGE SCREEN SYSTEM, WOODLAND, RADAR TRANSPARENT, TYPE I	B	EA	1
D-2	28	PAOOF	1080-00-107-8112	13226E0974-1	97403	SCREEN, HEXAGON	B	EA	1
D-2	29	XAOZZ		13226E0960-1	97403	NET, HEXAGON SCREEN	A,B	EA	1
D-2	30	PAOZZ	5340-00-564-9062	13226E0967	97403	BRACKET, QUICK CONNECT/ DISCONNECT	A,B C,D	EA	150
D-2	31	PAOOF	1080-00-107-8293	13226E0973-1	97403	SCREEN, DIAMOND	B	EA	1
D-2	32	XAOZZ		13226E0961-1	97403	NET, DIAMOND	A,B	EA	1
D-2	33	PAOZZ	5340-00-564-9062	13226E0967	97403	BRACKET, QUICK CONNECT/ DISCONNECT	A,B C,D	EA	100
D-2	34	PAOOZ	1080-00-571-5015	13226E0969	97403	LANYARD WITH PINS	A,B, C,D	EA	3
D-2	35	PAOZZ	5315-00-559-1551	13226E0962	97403	PIN, QUICK CONNECT/ DISCONNECT	A,B, C,D	EA	75
D-2	36	PAOOZ	1080-00-107-8563	13226E1351-1	97403	REPAIR KIT	B	EA	1
D-2	37	PAOZZ	1080-01-183-4434	13226E0965-1	97403	CASE, REPAIR KIT	B	EA	1
D-2	38	PAOZZ	1080-01-183-4480	13226E0970-3	97403	NET, GARNISHED	B	EA	1
D-2	39	XAOZZ		100016	52973	NET, 1 SQ METER	A,B	EA	1
D-2	40	PAOZZ	1080-01-051-1432	13226E1351-1 ITEM 9 TO 12	97403	KIT, CLOTH ASSORTMENT	B	EA	1
D-2	41	XAOZZ		13226E1351-12	97403	CLOTH, OLIVE/TAN 5 SQ FT.	B	EA	1
D-2	42	XAOZZ		13226E1351-11	97403	CLOTH, LT. GRN/KHAKI 5 SQ FT.	B	EA	1
D-2	43	XAOZZ		13226E1351-10	97403	CLOTH, FOREST GRN/BRWN 5 SQ FT.	B	EA	1

FIG #	ITEM #	SMR CODE	NATIONAL STOCK NUMBER	PART NUMBER	FSCM	DESCRIPTION	USE ON CODE	U/M	QTY IN UNIT
						TMS-1080-200-13&P			
D-2	44	XAOZZ		13226E1351-9	97403	CLOTH, DK GRN/DRK GRN	B	EA	1
D-2	45	MOOZZ		100017	52973	TWINE, 5 FT LONG, MAKE FROM P/N PD-1080-0024, COLOR 34087, NSN: 1080-01-062-2184	A,B	EA	6
D-2	46	MOOZZ		140007	52973	CORD, 16 FT LONG, MAKE FROM P/N MILC 43256, COLOR FED STD 595-34087, NSN: 4020-01-041-0788	A,B	FT	1
D-2	47	PAOOZ	1080-00-571-5015	13226E0969	97403	LANYARD WITH PINS	A,B C,D	EA	1
D-2	48	PAOZZ	5315-00-559-1551	13226E0962	97403	PIN, QUICK CONNECT/DISCONNECT	A,B C,D	EA	25
D-2	49	PAOZZ	5340-00-564-9062	13226E0967	97403	BRACKET, QUICK CONNECT/DISCONNECT	A,B C,D	EA	30
D-2	50	PAOZZ	5315-00-559-1551	13226E0962	97403	PIN, QUICK CONNECT/DISCONNECT	A,B C,D	EA	30
D-2	51	PAOZZ	1080-01-022-8633	13226E7772-2	97403	STRAP, TIE DOWN (1 BAG = 200 STRAPS)	A,B C,D	EA	200
D-2	52	PAOZZ	1080-00-107-8580	13226E0964-1	97403	CASE, TRANSPORT	B	EA	1
D-2	53	PAOFF	1080-01-266-1824	13228E5929	97403	CAMOUFLAGE SCREEN SYSTEM, WOODLAND, RADAR, SCATTERING, TYPE III	M	EA	1
D-2	54	PAOOF	1080-01-266-1803	13226E0974-3	97403	SCREEN, CAMOUFLAGE, HEXAGON, WOODLAND, RADAR SCATTERING, TYPE III	M	EA	1
D-2	55	XAOZZ		13226E0960-1	97403	NET, HEXAGON SCREEN	A,B M,Q	EA	1
D-2	56	PAOZZ	5340-00-564-9062	13226E0967	97403	BRACKET, QUICK CONNECT/DISCONNECT	A,B C,D M,N Q,R	EA	150
D-2	57	PAOOF	1080-01-266-1801	13226E0973-3	97403	SCREEN, CAMOUFLAGE, RHOMBIC, WOODLAND, RADAR SCATTERING, TYPE III	M	EA	1
D-2	58	XAOZZ		13226E0961-1	97403	NET, RHOMBIC SCREEN	A,B M,Q	EA	1
D-2	59	PAOZZ	5340-00-564-9062	13226E0967	97403	BRACKET, QUICK CONNECT/DISCONNECT	A,B C,D M,N Q,R	EA	100

FIG #	ITEM #	SMR CODE	NATIONAL STOCK NUMBER	PART NUMBER	FSCM	DESCRIPTION	USE ON CODE	U/M	QTY IN UNIT
D-2	60	PAOZZ	1080-00-571-5015	13226E0969	97403	LANYARD WITH PINS	A,B, C,D, M,N, Q,R		
D-2	61	XAOZZ	5315-00-559-1551	13226E0962	97403	PIN, QUICK CONNECT/DISCONNECT	A,B, C,D, M,N, Q,R		
D-2	62	PAOOO	1080-01-266-1831	13226E1351-3	97403	REPAIR KIT, CAMOUFLAGE, SCREEN, WOODLAND, RADAR SCATTERING, TYPE III	M		
D-2	63	PAOZZ	1080-01-266-3242	13226E0965-5	97403	CASE, REPAIR KIT, WOODLAND, RADAR SCATTERING, TYPE III	M	EA	1
D-2	64	PAOZZ	1080-01-266-1817	13226E0970-9	97403	NET, GARNISHED REPAIR, WOODLAND RADAR SCATTERING, TYPE III	M	EA	1
D-2	65	XAOZZ		100016	52973	NET 1 SQ METER	A,B, M,Q	EA	1
D-2	66	PAOZZ		13226E1351-3 ITEM 9 TO 12	97403	KIT, CLOTH ASSORTMENT	M	EA	1
D-2	67	XAOZZ		MIL-C-53004 TYPE III, CLASS 1	81349	CLOTH, OLIVE/TAN 5 SQ FT.	M	EA	1
D-2	68	XAOZZ		MIL-C-53004 TYPE III CLASS 1	81349	CLOTH, LT GRN/KHAKI 5 SQ FT.	M	EA	1
D-2	69	XAOZZ		MIL-C-53004 TYPE III, CLASS 1	81349	CLOTH, FOREST GRN/BROWN 5 SQ FT.	M	EA	1
D-2	70	XAOZZ		13226E1351-9	97403	CLOTH GRN/DK GRN 5 SQ FT.	M	EA	1
D-2	71	MOOZZ		13226E1351/3	97403	TWINE, POLYESTER 5 FT LONG MAKE FROM: NSN: 1080-01-062-2184	A,B, M,Q	EA	1
D-2	72	MOOZZ		13226E1351/2	97403	CORD, POLYESTER, 5/32, 16 FT LG MAKE FROM: NSN: 4020-01-041-0788	A,B, M,Q	EA	16
D-2	73	PAOOO	1080-00-571-5015	13226E0969	97403	LANYARD WITH PINS	A,B, C,D, M,N, Q,R	EA	1
D-2	74	XAOZZ	5315-00-559-1551	13226E0962	97403	PIN, QUICK CONNECT/DISCONNECT	A,B, C,D, M,N, Q,R	EA	25
D-2	75	PAOZZ	5340-00-564-9062	13226E0967	97403	BRACKET, QUICK CONNECT/DISCONNECT	A,B, C,D, M,N, Q,R	EA	30

FIG #	ITEM #	SMR CODE	NATIONAL STOCK NUMBER	PART NUMBER	FSCM	DESCRIPTION	USE ON CODE	U/M	QTY IN UNIT
D-2	76	PAOZZ	5315-00-559-1551	13226E0962	97403	PIN, QUICK CONNECT/DISCONNECT	A,B,C,D,M,N,Q,R	EA	30
D-2	77	PAOZZ	1080-01-022-8633	13226E7772-2	97403	STRAP, TIE DOWN (1 BAG = 200 STRAPS)	A,B,C,D,M,N,Q,R	EA	200
D-2	78	PAOZZ	1080-01-266-1790	13226E0964-5	97403	CASE, CAMOUFLAGE SCREEN, WOODLAND, RADAR SCATTERING, TYPE III	M	EA	1
D-2	79	PAOOF	1080-01-266-1827	13228E5932	97403	CAMOUFLAGE SCREEN SYSTEM, WOODLAND, RADAR SCATTERING, TYPE IV	Q	EA	1
D-2	80	PAOOF	1080-01-266-1804	13226E0974-4	97403	SCREEN, CAMOUFLAGE, HEXAGON, WOODLAND, RADAR SCATTERING, TYPE IV	Q	EA	1
D-2	81	XAOZZ		13226E0960-1	97403	NET, HEXAGON SCREEN	A,B,M,Q	EA	1
D-2	82	PAOZZ	5340-00-564-9062	13226E0967	97403	BRACKET, QUICK CONNECT/DISCONNECT	A,B,C,D,M,N,Q,R	EA	150
D-2	83	PAOOF	1080-01-266-1802	13226E0973-4	97403	SCREEN, CAMOUFLAGE, RHOMBIC, WOODLAND, RADAR SCATTERING, TYPE IV	Q	EA	1
D-2	84	XAOZZ		13226E0961-1	97403	NET, RHOMBIC SCREEN	A,B,M,Q	EA	1
D-2	85	PAOZZ	5340-00-564-9062	13226E0967	97403	BRACKET, QUICK CONNECT/DISCONNECT	A,B,C,D,M,N,Q,R	EA	100
D-2	86	PAOZZ	1080-00-571-5015	13226E0969	97403	LANYARD WITH PINS	A,B,C,D,M,N,Q,R		
D-2	87	XAOZZ	5315-00-559-1551	13226E0962	97403	PIN, QUICK CONNECT/DISCONNECT	A,B,C,D,M,N,Q,R		
D-2	88	PAOOO	1080-01-266-1832	13226E1351-4	97403	REPAIR KIT, CAMOUFLAGE SCREEN, WOODLAND, RADAR SCATTERING, TYPE IV	Q		
D-2	89	PAOZZ	1080-01-266-1794	13226R0965-6	97403	CASE, REPAIR KIT, WOODLAND, RADAR SCATTERING, TYPE IV	Q	EA	1



FIG #	ITEM #	SMR CODE	NATIONAL STOCK NUMBER	PART NUMBER	FSCM	DESCRIPTION	USE ON CODE	U/M	QTY IN UNIT
D-2	90	PAOZZ	1080-01-266-1820	13226E0970-12	97403	NET, GARNISHED, REPAIR, WOODLAND, RADAR SCATTERING, TYPE IV	Q	EA	1
D-2	91	XAOZZ		100016	52973	NET, 1 SQ METER	A,B, M,Q	EA	1
D-2	92	PAOZZ		13226E1351-4 ITEM 9 TO 12	97403	KIT, CLOTH ASSORTMENT	Q	EA	1
D-2	93	XAOZZ		MIL-C-53004 TYPE IV, CLASS 1	81349	CLOTH, OLIVE/TAN 5 SQ FT.	Q	EA	1
D-2	94	XAOZZ		MIL-C-53004 TYPE IV, CLASS 1	81349	CLOTH, LT GRN/KHAKI 5 SQ FT.	Q	EA	1
D-2	95	XAOZZ		MIL-C-53004 TYPE IV, CLASS 1	81349	CLOTH, FOREST GRN/BROWN 5 SQ FT.	Q	EA	1
D-2	96	XAOZZ		MIL-C-53004 TYPE IV, CLASS 1	81349	CLOTH, GRN/DK GRN 5 SQ FT.	Q	EA	1
D-2	97	MOOZZ		13226E1351/3	97403	TWINE, POLYESTER, 5 FT. LONG MAKE FROM: NSN: 1080-01-062-2184	A,B, M,Q	EA	1
D-2	98	MOOZZ		13226E1351/2	97403	CORD, POLYESTER, 5/32, 16 FT LG MAKE FROM: NSN 4020-01-041-0788	A,B, M,Q	FT	16
D-2	99	PAOOO	1080-00-571-5015	13226E0969	97403	LANYARD WITH PINS	A,B, C,D, M,N, Q,R	EA	1
D-2	100	XAOZZ	5315-00-559-1551	13226E0962	97403	PIN, QUICK, CONNECT/ DISCONNECT	A,B, C,D, M,N, Q,R	EA	25
D-2	101	PAOZZ	5340-00-564-9062	13226E0967	97403	BRACKET, QUICK, CONNECT/ DISCONNECT	A,B, C,D, M,N, Q,R	EA	30
D-2	102	PAOZZ	5315-00-559-1551	13226E0962	97403	PIN, QUICK, CONNECT/ DISCONNECT	A,B, C,D, M,N, Q,R	EA	30
D-2	103	PAOZZ	1080-01-022-8633	13226E7772-2	97403	STRAP, TIE DOWN (1 BAG = 200 STRAPS)	A,B, C,D, M,N, Q,R	EA	200
D-2	104	PAOZZ	1080-01-266-1791	13226E0964-6	97403	CASE, CAMOUFLAGE SCREEN, WOODLAND, RADAR SCATTERING, TYPE IV	Q	EA	1

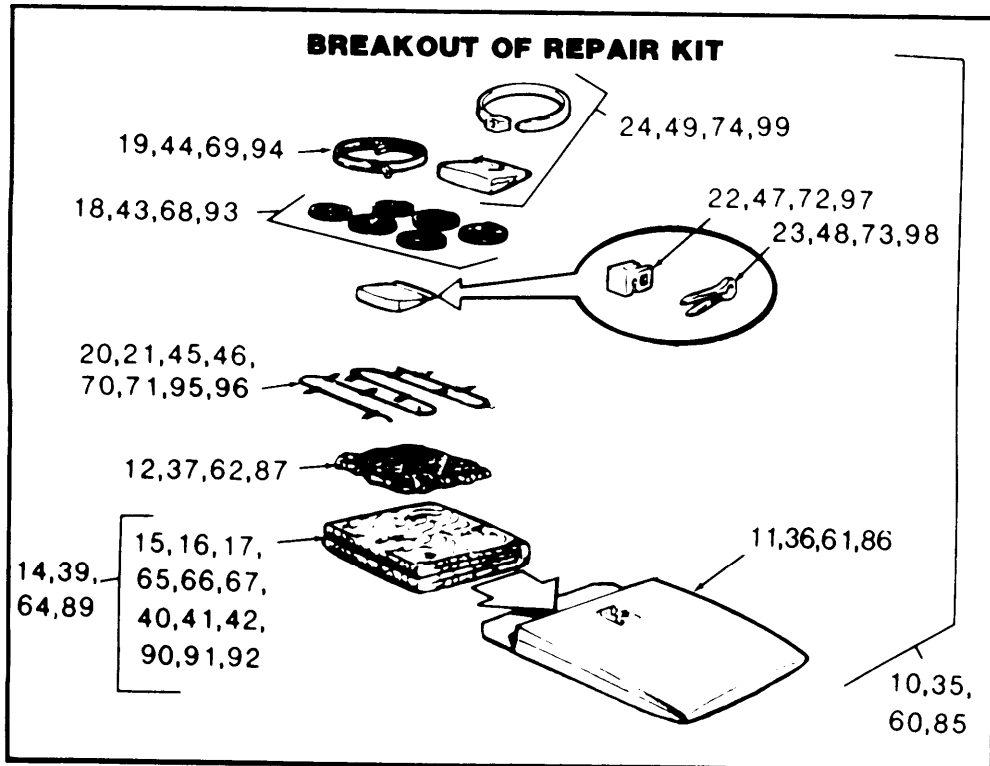
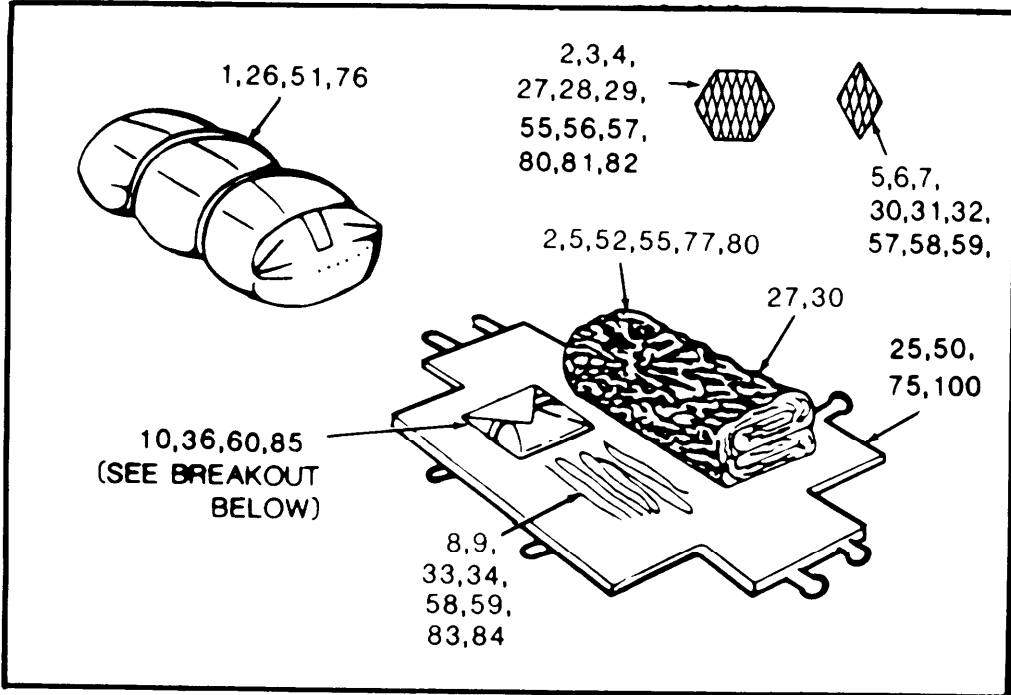


Figure D-3 Camouflage Screen Systems, Desert, Radar Scattering and Radar Transparent

FIG #	ITEM #	SMR CODE	NATIONAL STOCK NUMBER	PART NUMBER	FSCM	DESCRIPTION	USE ON CODE	U/M	QTY IN UNIT
TMS-1080-200-13&P									
GROUP 03. CAMOUFLAGE SCREEN SYSTEM, DESERT, RADAR SCATTERING AND RADAR TRANSPARENT									
D-3	1	PAOOF	1080-00-103-1211	13226E1360	97403	CAMOUFLAGE SCREEN SYSTEM, DESERT, RADAR SCATTERING, TYPE II,	C	EA	1
D-3	2	PAOOF	1080-00-075-4015	13226E0976-2	97403	SCREEN, HEXAGON	C	EA	1
D-3	3	XAOZZ		13226E0960-2	97403	NET, HEXAGON SCREEN	C,D	EA	1
D-3	4	PAOZZ	5340-00-564-9062	13226E0967	97403	BRACKET, QUICK CONNECT/DISCONNECT	A,B,C,D	EA	150
D-3	5	PAOOF	1080-01-075-6840	13226E0975-2	97403	SCREEN, DIAMOND	C	EA	1
D-3	6	XAOZZ		13226E0961-2	97403	NET, DIAMOND SCREEN	C,D	EA	1
D-3	7	PAOZZ	5340-00-564-9062	13226E0967	97403	BRACKET, QUICK CONNECT/DISCONNECT	A,B,C,D	EA	100
D-3	8	PAOOZ	1080-00-571-5015	13226E0969	97403	LANYARD WITH PINS	A,B,C,D	EA	3
D-3	9	PAOZZ	5315-00-559-1551	13226E0962	97403	PIN, QUICK CONNECT/DISCONNECT	A,B,C,D	EA	75
D-3	10	PAOOZ	1080-01-075-4014	13226E1352-2	97403	REPAIR KIT	C	EA	1
D-3	11	PAOOZ	1080-01-183-4435	13226E0965-4	97403	CASE, REPAIR KIT	C	EA	1
D-3	12	XAOZZ	1080-01-183-4481	13226E0970-5	97403	NET, GARNISHED	C	EA	1
D-3	13	XAOZZ		100048	52973	NET, 1 SQ METER	C,D	EA	1
D-3	14	PAOZZ	1080-01-073-1269	13226E1352-2 ITEM 9 TO 11	97403	KIT, CLOTH ASSORTMENT	C	EA	1
D-3	15	XAOZZ		13226E1352-11	97403	CLOTH, LT. BROWN, RUSSET 5 SQ. FT.	C	EA	1
D-3	16	XAOZZ		13226E1352-10	97403	CLOTH, STRAW/STRAW 10 SQ. FT.	C	EA	1
D-3	17	XAOZZ		13226E1352-9	97403	CLOTH, KHAKI/TAN 10 SQ FT.	C	EA	1
D-3	18	MOOZZ		100049	52973	TWINE, 5 FT LONG, MAKE FROM: P/N 1080-0024, COLOR 30227	C,D	EA	6
D-3	19	MOOZZ		140041	52973	CORD, 16 FT LONG, MAKE FROM P/N MILC43256, COLOR FED STD 595-30277, NSN: 4020-00-180-6675	C,D	EA	1
D-3	20	PAOZZ	1080-00-571-5015	13226E0969	97403	LANYARD, WITH PINS	A,B,C,D	EA	1

FIG #	ITEM #	SMR CODE	NATIONAL STOCK NUMBER	PART NUMBER	FSCM	DESCRIPTION	USE ON CODE	U/M	QTY IN UNIT
D-3	21	PAOZZ	5315-00-559-1551	13226E0962	97403	PIN, QUICK CONNECT/ DISCONNECT	A, B, C,D	EA	25
D-3	22	PAOZZ	5340-00-564-9062	13226E0967	97403	BRACKET, QUICK CONNECT/ DISCONNECT	A, B C, D	EA	30
D-3	23	PAOZZ	5315-00-559-1551	13226E0962	97403	PIN, QUICK CONNECT/ DISCONNECT	A, B, C, D	EA	30
D-3	24	PAOZZ	1080-01-022-8633	13226E7772-2	97403	STRAP, TIE DOWN (1 BAG - 200 STRAPS)	A, B, C,D	EA	200
D-3	25	PAOZZ	1080-01-075-4012	13226E1357	97403	CASE, TRANSPORT	C	EA	1
D-3	26	PAOOF	1080-00-103-1217	13226E1357	97403	CAMOFLAGE SCREEN SYSTEM., DESERT, RADAR TRANSPARENT, TYPE 1	D	EA	1
D-3	27	PAOZZ	1080-01-073-1268	13226E0976-1	97403	SCREEN, HEXAGON	D	EA	1
D-3	23	XAOZZ		13226E0960-2	97403	NET, HEXAGON SCREEN	C,D	EA	1
D-3	29	PAOZZ	5340-00-564-9062	13226E0967	97403	BRACKET, QUICK CONNECT/ DISCONNECT	A, B, C,D	EA	150
D-3	30	PAOOF	1080-01-075-4013	13226E0975-1	97403	SCREEN, DIAMOND	D	EA	1
D-3	31	XAOOZ		13226E0961-2	97403	NET, DIAMOND SCREEN	C,D	EA	1
D-3	32	PAOZZ	5340-00-564-9062	13226E0967	97403	BRACKET, QUICK CONNECT/ DISCONNECT	A, B, C,D	EA	100
D-3	33	PAOOZ	1080-00-571-5015	13226E0969	97403	LANYARD WITH PINS	A, B, CD	EA	3
D-3	34	PAOZZ	5315-00-559-1551	13226E0962	97403	PIN, QUICK CONNECT/ DISCONNECT	A,B, C,D	EA	75
D-3	35	PAOOZ	1080-01-073-3220	13226E1352-1	97403	REPAIR KIT	D	EA	1
D-3	36	PAOZZ	1080-01-183-4436	13226E0965-2	97403	CASE, REPAIR KIT	D	EA	1
D-3	37	PAOZZ	1080-01-075-4482	13226E0970-2	97403	NET, GARNISHED	D	EA	1
D-3	38	XAOZZ		100048	52973	NET, 1 SQ METER	C,D	EA	1
D-3	39	PAOZZ	1080-01-075-4016	13226E1352-1	97403	KIT, CLOTH	D	EA	1
D-3	40	XAOZZ		ITEM 9 to 11 13226E1352- 11	97403	ASSORTMENT CLOTH, LT. BRWN/ 11	D	EA	1
D-3	41	XAOZZ		13226E1352- 10	97403	RUSSET 5 SQ FT. CLOTH, STRAW/ 10	D	EA	1
D-3	42	XAOZZ		13226E1352-9	97403	STRAW 10 SQ FT. CLOTH, KHAKI/ TAN 16 SQ FT. 9	D	EA	1

FIG #	ITEM #	SMR CODE	NATIONAL STOCK NUMBER	PART NUMBER	FSCM	DESCRIPTION	USE ON CODE	U/M	QTY IN UNIT
D-3	43	MOOZZ		100049	52973	TWINE, 5 FT LONG, MAKE FROM P/N 1080-0024, COLOR 30227	C,D	EA	1
D-3	44	MOOZZ		140041	52973	CORD, 16 FT LONG, MAKE FROM P/N MILC 42356, COLOR FED STD 595-30277, NSN: 4020-00-180-6675	C,D	EA	1
D-3	45	MOOZZ	1080-00-571-5015	13226E0969	97403	LANYARD WITH PINS	A,B, C,D	EA	1
D-3	46	PAOZZ	5315-00-559-1551	13226E0962	97403	PIN, QUICK CONNECT/ DISCONNECT	A,B, C,D	EA	25
D-3	47	PAOZZ	5340-00-564-9062	13226E0967	97403	BRACKET, QUICK CONNECT/ DISCONNECT	A,B, C,D	EA	30
D-3	48	PAOZZ	5315-00-559-1551	13226E0962	97403	PIN, QUICK CONNECT/ DISCONNECT	A,B, C,D	EA	30
D-3	49	PAOZZ	1080-01-022-8633	13226E7772-2	97403	STRAP, TIE DOWN (1 BAG = 200 STRAPS)	A,B, C,D	EA	200
D-3	50	PAOZZ	1080-01-073-3193	13226E0964-3	97403	CASE, TRANSPORT	D	EA	1
D-3	51	PAOOF	1080-01-266-1825	13228E5930	97403	CAMOUFLAGE SCREEN SYSTEM, DESERT, RADAR, SCATTERING, TYPE III	N	EA	1
D-3	52	PAOOF	1080-01-266-1807	13226E0976-3	97403	SCREEN, CAMOUFLAGE, HEXAGON, DESERT, RADAR SCATTERING, TYPE III	N	EA	1
D-3	53	XAOZZ		13226E0960-2	97403	NET, HEXAGON SCREEN	C,D, N,R	EA	1
D-3	54	PAOZZ	5340-00-564-9062	13226E0967	97403	BRACKET, QUICK CONNECT/ DISCONNECT	A,B, C,D, M,N, Q,R	EA	150
D-3	55	PAOOF	1080-01-266-1805	13226E0975-3	97403	SCREEN, CAMOUFLAGE, RHOMBIC, DESERT, RADAR SCATTERING, TYPE III	N	EA	1
D-3	56	XAOZZ		13226E0961-2	97403	NET, RHOMBIC SCREEN	C,D, N,R	EA	1
D-3	57	PAOZZ	5340-00-564-9062	13226E0967	97403	BRACKET, QUICK CONNECT/ DISCONNECT	A,B, C,D, M,N, Q,R	EA	100
D-3	58	PAOOO	1080-00-571-5015	13226E0969	97403	LANYARD WITH PINS	A,B, C,D, M,N, Q,R	EA	3

						TMS-1080-200-13&P			USE ON CODE	QTY IN UNIT
FIG #	ITEM #	SMR CODE	NATIONAL STOCK NUMBER	PART NUMBER	FSCM	DESCRIPTION		U/M		
D-3	59	XAOZZ	1080-00-559-1551	13226E0962	97403	PIN, QUICK CONNECT/ DISCONNECT		EA		75
D-3	60	PAOOO	1080-01-266-1833	13226E1352-3	97403	REPAIR KIT, CAMOUFLAGE, SCREEN, DESERT, TYPE III	N	EA		1
D-3	61	PAOZZ	1080-01-267-1081	13226E0965-7	97403	CASE, REPAIR KIT, DESERT, RADAR SCATTERING, TYPE III	N	EA		1
D-3	62	PAOZZ	1080-01-266-1816	13226E0970-8	97403	NET, GARNISHED REPAIR, DESERT RADAR SCATTERING, TYPE III	N	EA		1
D-3	63	PAOZZ		10048	52973	NET, 1 SQ. METER	C,D, N,R	EA		1
D-3	64	PAOZZ		13226E1352-3 ITEM 9 TO 11	97403	KIT, CLOTH ASSORTMENT	N			
D-3	65	XAOZZ		MIL-C-53004 TYPE III, CLASS 2	81349	CLOTH, LT. BROWN/ RUSSET 5 SQ. FT.	N	EA		1
D-3	66	XAOZZ		MIL-C-53004, TYPE III, CLASS 2	81349	CLOTH STRAW/ STRAW 10 SQ FT.	N	EA		1
D-3	67	XAOZZ		13226E1352-9 MIL-C-53004 TYPE III, CLASS 2	81349	CLOTH,KHAKI/ TAN 10 SQ FT.	N	EA		1
D-3	68	MOOZZ		13226E1352/3	97403	TWINE, POLYESTER, 6 PCS, 5 FT LONG MAKE FROM: NSN 1080-01-060-1698	C,D N,R	FT		30
D-3	69	MOOZZ		13226E1352/2	97403	CORD, 16 FT LONG MAKE FROM: MILC43256 FED STD 595-30277, NSN: 4020-00-180-6675	C,D, N,R	EA		1
D-3	70	PAOOO	1080-00-571-5015	13226E0969	97403	LANYARD WITH PINS	A,B, C,D, M,N, Q,R	EA		1
D-3	71	XAOZZ	5315-00-559-1551	13226E0962	97403	PIN, QUICK CONNECT/ DISCONNECT	A,B, C,D, M,N, Q,R	EA		25
D-3	72	PAOZZ	5315-00-564-9062	13226E0967	97403	BRACKET, QUICK CONNECT/ DISCONNECT	A,B, C,D, M,N, Q,R	EA		30
D-3	73	PAOZZ	5315-00-559-1551	13226E0962	97403	PIN, QUICK CONNECT/ DISCONNECT	Q,B, C,D, M,N, Q,R	EA		30

FIG #	ITEM #	SMR CODE	NATIONAL STOCK NUMBER	PART NUMBER	FSCM	DESCRIPTION	USE ON CODE	U/M	QTY IN UNIT
D-3	74	PAOZZ	1080-00-022-8633	13226E7772-2	97403	STRAP, TIE DOWN (1 BAG = 200 STRAPS)	A,B, C,D, M,N Q,R	EA	200
D-3	75	PAOZZ	1080-01-266-1792	13226E0964-7	97403	CASE, CAMOUFLAGE SCREEN, DESERT, RADAR SCATTERING, TYPE III	N	EA	1
D-3	76	PAOOF	1080-01-266-1828	13228E5933	97403	CAMOUFLAGE SCREEN SYSTEM, DESERT, RADAR SCATTERING, TYPE IV	R	EA	1
D-3	77	PAOFF	1080-01-266-1808	13226E0976-4	97403	SCREEN CAMOUFLAGE, HEXAGON, DESERT RADAR SCATTERING, TYPE IV	R	EA	1
D-3	78	XAOZZ		13226E0960-2	97403	NET, HEXAGON SCREEN	C,D, N,R	EA	1
D-3	79	PAOZZ	5340-00-564-9062	13226E0967	97403	BRACKET, QUICK CONNECT/ DISCONNECT	A,B, C,D, M,N, Q,R	EA	150
D-3	80	PAOOF	1080-01-266-1806	13226E0975-4	97403	SCREEN, CAMOUFLAGE RHOM- BIC, DESERT, RADAR SCATTERING, TYPE IV	R	EA	1
D-3	81	XAOZZ		13226E0961-2	97403	NET, RHOMBIC SCREEN	C,D, N,R	EA	1
D-3	82	PAOZZ	5340-00-564-9062	13226E0967	97403	BRACKET, QUICK CONNECT/ DISCONNECT	A,B, C,D, M,N, Q,R	EA	100
D-3	83	PAOOO	1080-00-571-5015	13226E0969	97403	LANYARD WITH PINS	A,B, C,D, M,N, Q,R	EA	3
D-3	84	XAOZZ	1080-00-559-1551	13226E0962	97403	PIN QUICK CONNECT/ DISCONNECT	A,B, C,D, M,N, Q,R	EA	75
D-3	85	PAOOO	1080-01-266-1834	13226E1352-4	97403	REPAIR KIT, CAMOUFLAGE SCREEN, DESERT, TYPE IV	R	EA	1
D-3	86	PAOZZ	1080-01-267-1080	13226E0965-8	97403	CASE, REPAIR KIT, DESERT, RADAR SCATTERING, TYPE IV	R	EA	1
D-3	87	PAOZZ	1080-01-266-1819	13226E0970-11	97403	NET, GARNISHED REPAIR, DESERT, RADAR SCATTERING, TYPE IV	R	EA	1
D-3	88	XAOZZ		100048	52973	NET, 1 SQ. METER	C,D, N,R	EA	1

TMS-1080-200-13&P									
FIG #	ITEM #	SMR CODE	NATIONAL STOCK NUMBER	PART NUMBER	FSCM	DESCRIPTION	USE ON CODE	U/M	QTY IN UNIT
D-3	89	PAOZZ		13226E1352-4 ITEM 9 TO 11	97403	KIT, CLOTH ASSORTMENT	R		
D-3	90	XAOZZ		MIL-C-53004 TYPE IV, CLASS 2	81349	CLOTH, LT BROWN/ RUSSET, 5 SQ FT	R	EA	1
D-3	91	XAOZZ		MIL-C-53004 TYPE IV, CLASS 2	81349	CLOTH, STRAW/ STRAW 10 SQ FT	R	EA	1
D-3	92	XAOZZ		MIL-C-53004, TYPE IV, CLASS 2	81349	CLOTH, KHAKI/TAN 10 SQ FT	R	EA	1
D-3	93	MOOZZ		13226E1352/3	97403	TWINE, POLYESTER, 6 PCS, 5 FT LONG MAKE FROM NSN: 1080-01-060-1698	C,D, N,R	FT	30
D-3	94	MOOZZ		13226E1352/2	97403	CORD, 16 FT LONG, MAKE FROM MIL- C-43256 FED STD 595-30277, NSN: 4020-00-180-6675	C,D N,R	EA	1
D-3	95	PAOOO	1080-00-571-5015	13226E0969	97403	LANYARD WITH PINS	A,B, C,D, M,N, Q,R	EA	1
D-3	96	XAOZZ	5315-00-559-1551	13226E0962	97403	PIN QUICK CONNECT/ DISCONNECT	A,B, C,D M,N Q,R	EA	25
D-3	97	PAOZZ	5315-00-564-9062	13226E0967	97403	BRACKET, QUICK CONNECT/ DISCONNECT	A,B, C,D, M,N Q,R	EA	30
D-3	98	PAOZZ	5315-00-559-1551	13226E0962	97403	PIN QUICK CONNECT/ DISCONNECT	A,B, C,D, M,N, Q,R	EA	30
D-3	99	PAOZZ	1080-01-022-8633	13226E7772-2	97403	STRAP, TIE DOWN (1 BAG = 200 STRAPS)	A,B, C,D, M,N, Q,R	EA	200
D-3	100	PAOZZ	1080-01-266-1793	13226E0964-8	97403	CASE, CAMOUFLAGE SCREEN, DESERT, RADAR SCATTERING, TYPE IV	R	EA	1
CAMOUFLAGE SCREEN SYSTEM, SPECIAL DESERT, RADAR SCATTERING									
D-3	101	PAOOF	1080-01-325-4993	13229E8581	97403	CAMOUFLAGE SCREEN SYSTEM, SPECIAL DESERT, RADAR SCATTERING TYPE IV	S	EA	1



FIG #	ITEM #	SMR CODE	NATIONAL STOCK NUMBER	PART NUMBER	FSCM	DESCRIPTION	USE ON CODE	U/M	QTY IN UNIT
D-3	102	PAOOF	1080-01-325-4990	13229E8582-4	97403	SCREEN, CAMOUFLAGE HEXAGON, SPECIAL DESERT		EA	1
D-3	103	XAOZZ		13226E0960-2	97403	NET, HEXAGON SCREEN		EA	1
D-3	104	PAOZZ	5340-00-564-9062	13226E0967	97403	BRACKET, QUICK CONNECT/DISCONNECT		EA	150
D-3	105	PAOOF	1080-01-325-4998	13229E8583-4	97403	SCREEN, CAMOUFLAGE, RHOMBIC, SPECIAL DESERT		EA	1
D-3	106	XAOZZ		13226E0961-2	97403	NET, RHOMBIC SCREEN		EA	1
D-3	107	PAOZZ	5340-00-564-9062	13226E0967	97403	BRACKET, QUICK CONNECT/DISCONNECT		EA	100
D-3	108	PAOOO	1080-00-571-5015	13226E0969	97403	LANYARD WITH PIN		EA	3
D-3	109	XAOZZ	5315-00-591-1551	13226E0962	97403	PIN, QUICK CONNECT/DISCONNECT		EA	75
D-3	110	PAOOO	1080-01-325-4995	13229E8584-4	97403	REPAIR KIT, CAMOUFLAGE SCREEN, SPECIAL DESERT, TYPE IV		EA	1
D-3	111	PAOZZ	1080-01-325-5002	13226E0965-10	97403	CASE, REPAIR KIT, SPECIAL DESERT, RADAR SCATTERING, TYPE IV		EA	1
D-3	112	PAOZZ	1080-01-325-4992	13226E0970-14	97403	NET, GARNISHED, SPECIAL DESERT, RADAR SCATTERING, TYPE IV		EA	1
D-3	113	XAOZZ		10048	52973	NET, 1 SQ METER		EA	1
D-3	114	PAOZZ	1080-01-325-5719	13229E858-4 ITEM 9	97403	KIT, CLOTH ASSORTMENT		EA	1
D-3	115	XAOZZ			97403	CLOTH, DESERT COLOR IX/DESERT COLOR IX, 25 SQ FT		EA	1
D-3	116	MOOZZ		13226E1352/3	97403	TWINE, POLYESTER, 6 PCS, 5 FT LONG, MAKE FROM NSN: 1080-01-060-1698		FT	30
D-3	117	MOOZZ		13226E1352/2	97403	CORD, 16 FT LONG, MAKE FROM MIL-C-43256 FED STD 595-30277, NSN 4020-00-180-6675		EA	1
D-3	118	PAOOO	1080-00-571-5015	13226E0969	97403	LANYARD WITH PIN		EA	1
D-3	119	XAOZZ	5315-00-559-1551	13226E0962	97403	PIN, QUICK CONNECT/DISCONNECT		EA	25

CHANGE 5

D-24.1

TMS-1080-200-13&P							USE	QTY
FIG #	ITEM #	SMR CODE	NATIONAL STOCK NUMBER	PART NUMBER	FSCM	DESCRIPTION	ON CODE	IN UNIT
D-3	120	PAOZZ	5340-00-564-9062	13226E0967	97403	BRACKET, QUICK CONNECT/DISCONNECT		EA 30
D-3	121	PAOZZ	5315-00-559-1551	13226E0962	97403	PIN, QUICK CONNECT/DISCONNECT		EA 30
D-3	122	PAOZZ	1080-01-022-8633	13226E7772-2	97403	STRAP, TIE DOWN (1 BAG = 200 STRAPS)		EA 200
D-3	123	PAOZZ	1080-01-325-5000	13226E0964-10	97403	CASE, CAMOUFLAGE SCREEN, DESERT, RADAR SCATTERING, TYPE IV		EA 1
D-3	124	PAOOF	1080-01-325-6418	13229E8580	97403	CAMOUFLAGE SCREEN SYSTEM, SPECIAL DESERT, RADAR TRANSPARENT, TYPE I	T	EA 1
D-3	125	PAOOF	1080-01-325-4996	13229E8582-1	97403	SCREEN, CAMOUFLAGE, HEXAGON, SPECIAL DESERT		EA 1
D-3	126	XAOZZ		13226E0960-2	97403	NET, HEXAGON SCREEN		EA 1
D-3	127	PAOZZ	5340-00-564-9062	13226E0967	97403	BRACKET, QUICK CONNECT		EA 150
D-3	128	PAOOF	1080-01-325-4997	13229E8583-1	97403	SCREEN, CAMOUFLAGE, RHOMBIC, SPECIAL DESERT		EA 1
D-3	129	XAOZZ		13226E0961-2	97403	NET, RHOMBIC SCREEN		EA 1
D-3	130	PAOZZ	5340-00-564-9062	13226E0967	97403	BRACKET, QUICK CONNECT/DISCONNECT		EA 100
D-3	131	PAOOO	1080-00-571-5015	13226E0969	97403	LANYARD WITH PIN		EA 3
D-3	132	XAOZZ	5315-00-559-1551	13226E0962	97403	PIN, QUICK CONNECT/DISCONNECT		EA 75
D-3	133	PAOOO	1080-01-325-4994	13229E8584-1	97403	REPAIR KIT, CAMOUFLAGE SCREEN, SPECIAL DESERT, TYPE 1		EA 1
D-3	134	PAOZZ	1080-01-325-5001	13226E0964-9	97403	CASE, REPAIR KIT, SPECIAL DESERT, TRANSPARENT, TYPE I		EA 1
D-3	135	PAOZZ	1080-01-325-4991	13226E0970-13	97403	NET, GARNISHED, SPECIAL DESERT, TRANSPARENT, TYPE 1		EA 1
D-3	136	XAOZZ		100048	52973	NET, 1 SQ METER		EA 1

CHANGE 5

D-24.2

TMS-1080-200-13&P						USE	QTY	
FIG	ITEM	SMR	NATIONAL	PART	FSCM	DESCRIPTION	ON	IN
#	#	CODE	STOCK	NUMBER			CODE	UNIT
			NUMBER					
D-3	137	PAOZZ	1080-01-325-5003	13229E8584-1	97403	KIT, CLOTH ASSORTMENT, ITEM 9		EA 1
D-3	138	XAOZZ			97403	CLOTH, DESERT COLOR IX/DESERT COLOR IX, 25 SQ FT		EA 1
D-3	139	MOOZZ		100049	97403	TWINE, POLYESTER 6 PCS, 5 FT LONG, MAKE FROM NSN 1080-01-060-1698		FT 30
D-3	140	MOOZZ		140041	97403	CORD, 16 FT LONG, MAKE FROM MIL-C- 43256 FED STD 595-30277, NSN 4020-00-180-6675		EA 1
D-3	141	PAOOO	1080-00-571-5015	13226E0969	97403	LANYARD WITH PIN		EA 1
D-3	142	XAOZZ	5315-00-559-1551	13226E0962	97403	PIN, QUICK CONNECT/DISCONNECT		EA 25
D-3	143	PAOZZ	5340-00-564-9062	13226E0967	97403	BRACKET, QUICK CONNECT/DISCONNECT		EA 30
D-3	144	PAOZZ	5315-00-559-1551	13226E0962	97403	PIN, QUICK CONNECT/DISCONNECT		EA 30
D-3	145	PAOZZ	1080-01-022-8633	13226E7772-2	97403	STRAP, TIE DOWN (1 BAG = 200 STRAPS)		EA 200
D-3	146	PAOZZ	1080-01-325-4999	13226E0964-9	97403	CASE, CAMOUFLAGE SCREEN, SPECIAL DESERT, TRANS- PARENT, TYPE I		EA 1

CHANGE 5

D-24.3(D-24.4 BLANK)

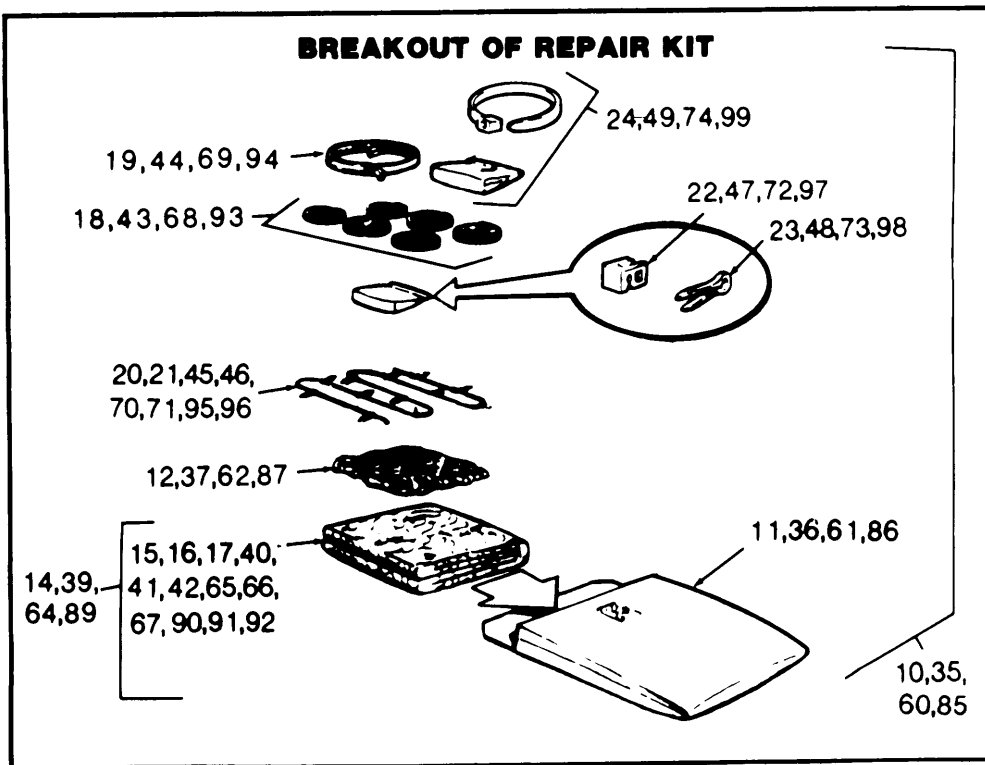
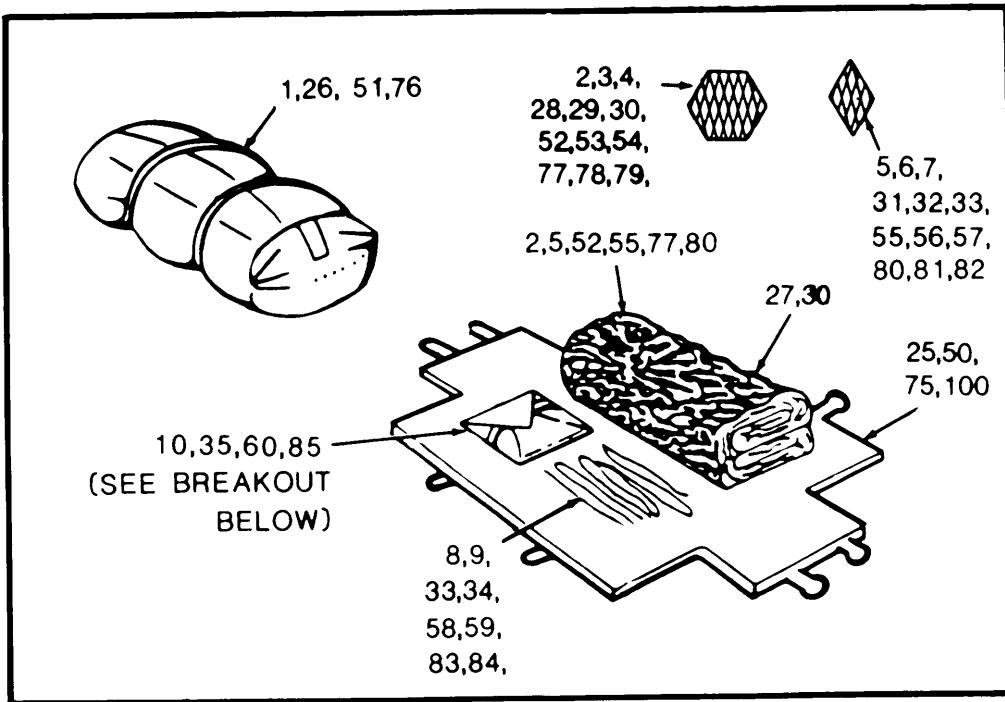


Figure D-4. Camouflage Screen System: Snow, Radar Scattering and Radar Transparent

FIG #	ITEM #	SMR CODE	NATIONAL STOCK NUMBER	PART NUMBER	FSCM	DESCRIPTION	USE ON CODE	U/M	QTY IN UNIT
TMS-1080-200-13&P									
GROUP 04. CAMOUFLAGE SCREEN SYSTEM, SNOW, RADAR SCATTERING AND RADAR TRANSPARENT									
D-4	1	PAOOF	1080-00-103-1233	13226E1358	97403	CAMOUFLAGE SCREEN SYSTEM, SNOW, RADAR SCATTERING, TYPE II	E	EA	1
D-4	2	PAOOF	1080-01-075-8013	13226E0972-2	97403	SCREEN, HEXAGON	E	EA	1
D-4	3	XAOZZ		13226E0958	97403	NET, HEXAGON SCREEN	E,F	EA	1
D-4	4	PAOZZ	1080-01-069-8089	13226E0957	97403	BRACKET, QUICK CONNECT/DISCONNECT	E,F	EA	150
D-4	5	PAOOZ	1080-01-075-6839	13226E0971-2	97403	SCREEN, DIAMOND	E	EA	1
D-4	6	XAOZZ		13226E0959	97403	NET, DIAMOND SCREEN	E,F	EA	1
D-4	7	PAOZZ	1080-01-069-8089	13226E0957	97403	BRACKET, QUICK CONNECT/DISCONNECT	E,F	EA	100
D-4	8	PAOOZ	1080-01-073-3198	13226E0968	97403	LANYARD WITH PINS	E,F	EA	3
D-4	9	PAOZZ	1080-01-075-8014	13226E0956	97403	PIN, QUICK CONNECT/DISCONNECT	E,F	EA	75
D-4	10	PAOOZ	1080-01-075-3266	13226E1350-2	97403	REPAIR KIT	E	EA	1
D-4	11	PAOOZ	1080-01-183-4437	13226E0966-2	97403	CASE, REPAIR KIT	E	EA	1
D-4	12	PAOZZ	1080-01-183-4483	13226E0970-4	97403	NET, GARNISHED	E	EA	1
D-4	13	XAOZZ		100036	52973	NET, 1 SQ METER	E,F	EA	1
D-4	14	PAOZZ	1080-01-073-3194	13226E1350-2 ITEM 9 TO 11	97403	KIT, CLOTH ASSORTMENT	E	EA	1
D-4	15	XAOZZ		13226E1350-9	97403	CLOTH, WHITE/WHITE 18 SQ FT.	E	EA	1
D-4	16	XAOZZ		13226E1350-10	97403	CLOTH, TAN/WHITE 9 SQ FT.	E	EA	1
D-4	17	XAOZZ		13226E1350-11	97403	CLOTH, GREEN/WHITE 9 SQ FT.	E	EA	1
D-4	18	MOOZZ		100035	52973	TWINE, 5 FT LONG, MAKE FROM P/N PD-1080-00-24, COLOR FED STD 595-37875	E,F	EA	12
D-4	19	MOOZZ		140041	52973	CORD, 16 FT LONG, MAKE FROM P/N MILC43256, COLOR FED STD 595-37875	E,F	EA	1
D-4	20	PAOZZ	1080-01-073-3198	13226E0968	97403	LANYARD WITH PINS	E,F	EA	1
D-4	21	PAOZZ	1080-01-075-8014	13226E0956	97403	PIN, QUICK CONNECT/DISCONNECT	E,F	EA	25

FIG #	ITEM #	SMR CODE	NATIONAL STOCK NUMBER	PART NUMBER	FSCM	DESCRIPTION	USE ON CODE	U/M	QTY IN UNIT
D-4	22	PAOZZ	1080-01-069-8089	13226E0957	97403	BRACKET, QUICK CONNECT/DISCONNECT	E,F	EA	30
D-4	23	PAOZZ	1080-01-075-8014	13226E0956	97403	PIN, QUICK CONNECT/DISCONNECT	E,F	EA	30
D-4	24	PAOZZ	1080-01-111-3208	13226E7772-1	97403	STRAP, TIE DOWN (1 BAG = 200 STRAPS)	E,F	EA	200
D-4	25	PAOZZ	1080-01-073-3191	13226E0963-2	97403	CASE, TRANSPORT	E	EA	1
D-4	26	PAOOF	1080-01-103-1234	13226E1355	97403	CAMOUFLAGE SCREEN SYSTEM, SNOW, RADAR, TRANSPARENT, TYPE I	F	EA	1
D-4	27	PAOOF	1080-01-073-3192	13226E0972-1	97403	SCREEN, HEXAGON	F	EA	1
D-4	28	XAOOF		13226E0958	97403	NET, HEXAGON	E,F	EA	1
D-4	29	PAOOZ	1080-01-069-8089	13226E0957	97403	BRACKET, QUICK CONNECT/DISCONNECT	E,F	EA	150
D-4	30	PAOOF	1080-01-075-4018	13226E0971-1	97403	SCREEN, DIAMOND	F	EA	1
D-4	31	XAOOF		13226E0959	97403	NET, DIAMOND SCREEN	E,F	EA	1
D-4	32	PAOZZ	1080-01-069-8089	13226E0957	97403	BRACKET, QUICK CONNECT/DISCONNECT	E,F	EA	100
D-4	33	PAOOZ	1080-01-073-3198	13226E0968	97403	LANYARD WITH PINS	E,F	EA	3
D-4	34	PAOZZ	1080-01-075-8014	13226E0956	97403	PIN, QUICK CONNECT/DISCONNECT	E,F	EA	75
D-4	35	PAOOZ	1080-01-081-1021	13226E1350-1	97403	REPAIR KIT	F	EA	1
D-4	36	PAOZZ	1080-01-189-9707	13226E0966-1	97403	CASE, REPAIR KIT	F	EA	1
D-4	37	PAOZZ	1080-01-183-4484	13226E0970-1	97403	NET, GARNISHED	F	EA	1
D-4	38	XAOZZ		100036	52973	NET, 1 SQ METER	E,F	EA	1
D-4	39	PAOZZ		13226E1350-1 ITEM 9 TO 11	97403	KIT CLOTH	F	EA	1
D-4	40	XAOZZ		13226E1350-11	97403	CLOTH GREEN/WHITE 9 SQ FT	F	EA	1
D-4	41	XAOZZ		13226E1350-10	97403	CLOTH TAN/WHITE 9 SQ FT	F	EA	1
D-4	42	XAOZZ		13226E1350-9	97403	CLOTH WHITE/WHITE 18 SQ FT	F	EA	1
D-4	43	MOOZZ		100035	52973	TWINE 5 FT LONG, MAKE FROM P/N PD-1080-00-24, COLOR FED STD 595-37875	E,F	EA	12
D-4	44	MOOZZ		140041	52973	CORD 16 FT LONG, MAKE FROM P/N MILC43256, COLOR FED STD 595-37875	E,F	EA	1

FIG #	ITEM #	SMR CODE	NATIONAL STOCK NUMBER	PART NUMBER	FSCM	DESCRIPTION	USE ON CODE	U/M	QTY IN UNIT
						TMS-1080-200-13&P			
D-4	45	PAOZZ	1080-01-073-3198	13226E0968	97403	LANYARD WITH PINS	E,F	EA	1
D-4	46	PAOZZ	1080-01-075-8014	13226E0956	97403	PIN, QUICK CONNECT/ DISCONNECT	E,F	EA	25
D-4	47	PAOZZ	1080-01-069-8089	13226E0957	97403	BRACKET, QUICK CONNECT/ DISCONNECT	E,F	EA	30
D-4	48	PAOZZ	1080-01-075-8014	13226E0956	97403	PIN, QUICK CONNECT/ DISCONNECT	E,F	EA	30
D-4	49	PAOZZ	5975-00-111-3208	13226E7772-1	97403	STRAP, TIE DOWN (1 BAG = 200 STRAPS)	E,F	EA	200
D-4	50	PAOZZ	1080-01-073-3190	13226E0963-1	97403	CASE, TRANSPORT	F	EA	1
D-4	51	PAOOF	1080-01-266-1823	13228E5928	97403	CAMOUFLAGE SCREEN SYSTEM, SNOW, RADAR SCAT- TERING, TYPE III	L	EA	1
D-4	52	PAOOF	1080-01-266-1799	13226E0972-3	97403	SCREEN, CAMOU- FLAGE HEXAGON, SNOW, RADAR SCAT- TERING, TYPE III	L	EA	1
D-4	53	XAOZZ		13226E0958	97403	NET, HEXAGON SCREEN	E,F, L,P	EA	1
D-4	54	PAOZZ	1080-01-069-8089	13226E0957	97403	BRACKET, QUICK CONNECT/ DISCONNECT	E,F, L,P	EA	150
D-4	55	PAOOF	1080-01-266-1797	13226E0971-3	97403	SCREEN, CAMOU- FLAGE, RHOMBIC SNOW, RADAR SCAT- TERING, TYPE III	L	EA	1
D-4	56	XAOZZ		13226E0959	97403	NET, RHOMBIC SCREEN	E,F, L,P	EA	1
D-4	57	PAOZZ	1080-01-069-8089	13226E0957	97403	BRACKET, QUICK CONNECT/ DISCONNECT	E,F, L,P	EA	100
D-4	58	PAOOO	1080-01-073-3198	13226E0968	97403	LANYARD WITH PINS	E,F, L,P	EA	3
D-4	59	XAOZZ	1080-01-075-8014	13226E0956	97403	PIN, QUICK CONNECT/ DISCONNECT	E,F, L,P	EA	75
D-4	60	PAOZZ	1080-01-266-1829	13226E1350-3	97403	REPAIR KIT, CAMOU- FLAGE SCREEN, SNOW, RADAR SCAT- TERING, TYPE III	L	EA	1
D-4	61	PAOZZ	1080-01-266-1795	13226E0966-3	97403	CASE, REPAIR KIT, SNOW, RADAR SCAT- TERING, TYPE III	L	EA	1
D-4	61	PAOZZ	1080-01-266-1815	13226E0970-7	97403	NET GARNISHED REPAIR SNOW, RADAR SCATTERING, TYPE III	L	EA	1
D-4	63	XAOZZ		100036	52973	NET, 1 SQ METER	E,F, L,P	EA	1

TM5-1080-200-13&P									
FIG #	ITEM #	SMR CODE	NATIONAL STOCK NUMBER	PART NUMBER	FSCM	DESCRIPTION	USE ON CODE	U/M	QTY IN UNIT
D-4	64	PAOZZ		13226E1350-3 ITEM 9 TO 11	97403	KIT,CLOTH ASSORTMENT	L	EA	1
D-4	65	XAOZZ		MIL-C-53004, TYPE III, CLASS 3	81349	CLOTH,WHITE/WHITE 18 SQ FT	L	EA	1
D-4	66	XAOZZ		MIL-C-53004, TYPE III, CLASS 3	81349	CLOTH,TAN/WHITE 9 SQ FT	L	EA	1
D-4	67	XAOZZ		MIL-C-53004, TYPE III, CLASS 3	81349	CLOTH,GREEN/WHITE 9 SQ FT	L	EA	1
D-4	68	MOOZZ		13226E1350/3	97403	TWINE,5 FT LONG MAKE FROM NSN: 1080-01-073-0817	E,F, L,P	EA	12
D-4	69	MOOZZ		MIL-C-43256,	81349	CORD FIBROUS 16 FT LONG MAKE FROM MIL-C-43256, COLOR FED STD 595-37875	E,F, L,P	EA	1
D-4	70	PAOOO	1080-01-073-3198	13226E0968	97403	LANYARD WITH PINS	E,F, L,P	EA	1
D-4	71	XAOZZ	5315-01-075-8014	13226E0956	97403	PIN,QUICK CONNECT/ DISCONNECT	E,F, L,P	EA	25
D-4	72	PAOZZ	1080-01-069-8089	13226E0957	97403	BRACKET,QUICK CONNECT/ DISCONNECT	E,F, L,P	EA	30
D-4	73	PAOZZ	5315-01-075-8014	13226E0956	97403	PIN,QUICK CONNECT/ DISCONNECT	E,F, L,P	EA	30
D-4	74	PAOZZ	5975-00-111-3208	13226E7772-1	97403	STRAP,TIE DOWN (1 BAG=200 STRAPS)	E,F, L,P	EA	200
D-4	75	PAOZZ	1080-01-266-1788	13226E0963-3	97403	CASE,CAMOUFLAGE SCREEN,SNOW, RADAR SCATTERING, TYPE III	L	EA	1
D-4	76	PAOOF	1080-01-266-1826	13228E5931	97403	CAMOUFLAGE SCREEN SYSTEM, RADAR SCATTERING, TYPE IV	P	EA	1
D-4	77	PAOOF	1080-01-266-1800	13226E0972-4	97403	SCREEN,CAMOU- FLAGE HEXAGON, SNOW,RADAR SCATTERING,TYPE IV	P	EA	1
D-4	78	XAOZZ		13226E0958	97403	NET,HEXAGON SCREEN	E,F, L,P	EA	1
D-4	79	PAOZZ	1080-01-069-8089	13226E0957	97403	BRACKET,QUICK CONNECT/ DISCONNECT	E,F, L,P	EA	150
D-4	80	PAOOF	1080-01-266-1798	13226E0971-4	97403	SCREEN CAMOU- FLAGE,RHOMBIC SNOW,RADAR SCAT- TERING,TYPE IV	P	EA	1



								TM5-1080-200-13&P	
FIG #	ITEM #	SMR CODE	NATIONAL STOCK NUMBER	PART NUMBER	FSCM	DESCRIPTION	USE ON CODE	U/M	QTY IN UNIT
D-4	81	XAOZZ		13226E0959	97403	NET,RHOMBIC SCREEN	E,F,L,P	EA	1
D-4	82	PAOZZ	1080-01-069-8089	13226E0957	97403	BRACKET,QUICK CONNECT/DISCONNECT	E,F,L,P	EA	100
D-4	83	PAOOO	1080-01-073-3198	13226E0968	97403	LANYARD WITH PINS	E,F,L,P	EA	3
D-4	84	XAOZZ	1080-01-075-8014	13226E0956	97403	PIN,QUICK CONNECT/DISCONNECT	E,F,L,P	EA	75
D-4	85	PAOZZ	1080-01-266-1830	13226E1350-4	97403	REPAIR KIT,CAMOU-FLAGE SCREEN, SNOW,RADAR SCATTERING,TYPE IV	P	EA	1
D-4	86	PAOZZ	1080-01-266-1796	13226E0966-4	97403	CASE,REPAIR KIT, SNOW,RADAR SCATTERING,TYPE IV	P	EA	1
D-4	87	PAOZZ	1080-01-266-1818	13226E0970-10	97403	NET,GARNISHED, REPAIR,SNOW, RADAR SCATTERING, TYPE IV	P	EA	1
D-4	88	XAOZZ		100036	52973	NET, 1 SQ METER	E,F,L,P	EA	1
D-4	89	PAOZZ		13226E1350-4 ITEM 9 TO 11	97403	KIT,CLOTH ASSORTMENT	P	EA	1
D-4	90	XAOZZ		MIL-C-53004, TYPE IV, CLASS 3	81349	CLOTH,WHITE,WHITE 18 SQ FT	P	EA	1
D-4	91	XAOZZ		MIL-C-53004, TYPE IV, CLASS 3	81349	CLOTH,TAN/WHITE 9 SQ FT	P	EA	1
D-4	92	XAOZZ		MIL-C-53004, TYPE IV, CLASS 3	81349	CLOTH,GREEN/WHITE 9 SQ FT	P	EA	1
D-4	93	MOOZZ		13226E1350/3	97403	TWINE, 5 FT LONG MAKE FROM NSN: 1080-01-073-0817 CORD FIBROUS	E,F,L,P	EA	12
D-4	94	MOOZZ		MIL-C-43256	81349	16 FT LONG,MAKE FROM MIL-C-43256, COLOR FED STD 595-37875	E,F,L,P	EA	1
D-4	95	PAOOO	1080-01-073-3198	13226E0968	97403	LANYARD WITH PINS	E,F,L,P	EA	1
D-4	96	XAOZZ	5315-01-075-8014	13226E0956	97403	PIN,QUICK CONNECT/DISCONNECT	E,F,L,P	EA	25
D-4	97	PAOZZ	1080-01-069-8089	13226E0957	97403	BRACKET,QUICK CONNECT/DISCONNECT	E,F,L,P	EA	30
D-4	98	PAOZZ	5315-01-075-8014	13226E0956	97403	PIN,QUICK CONNECT/DISCONNECT	E,F,L,P	EA	30
D-4	99	PAOZZ	5975-00-111-3208	13226E7772-1	97403	STRAP,TIE DOWN (1 BAG=200 STRAPS)	E,F,L,P	EA	200
D-4	100	PAOZZ	1080-01-266-1789	13226E0963-4	97403	CASE,CAMOU-LAGE, SCREEN,SNOW, RADAR SCATTERING, TYPE III	P	EA	1

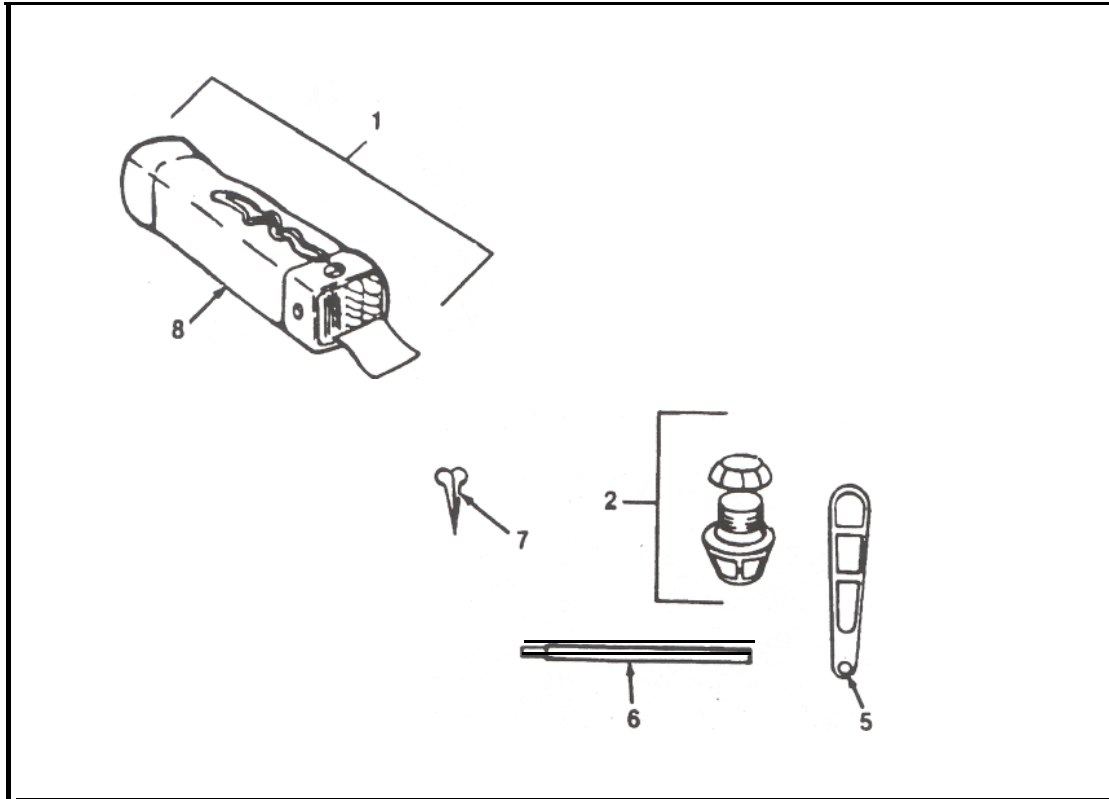
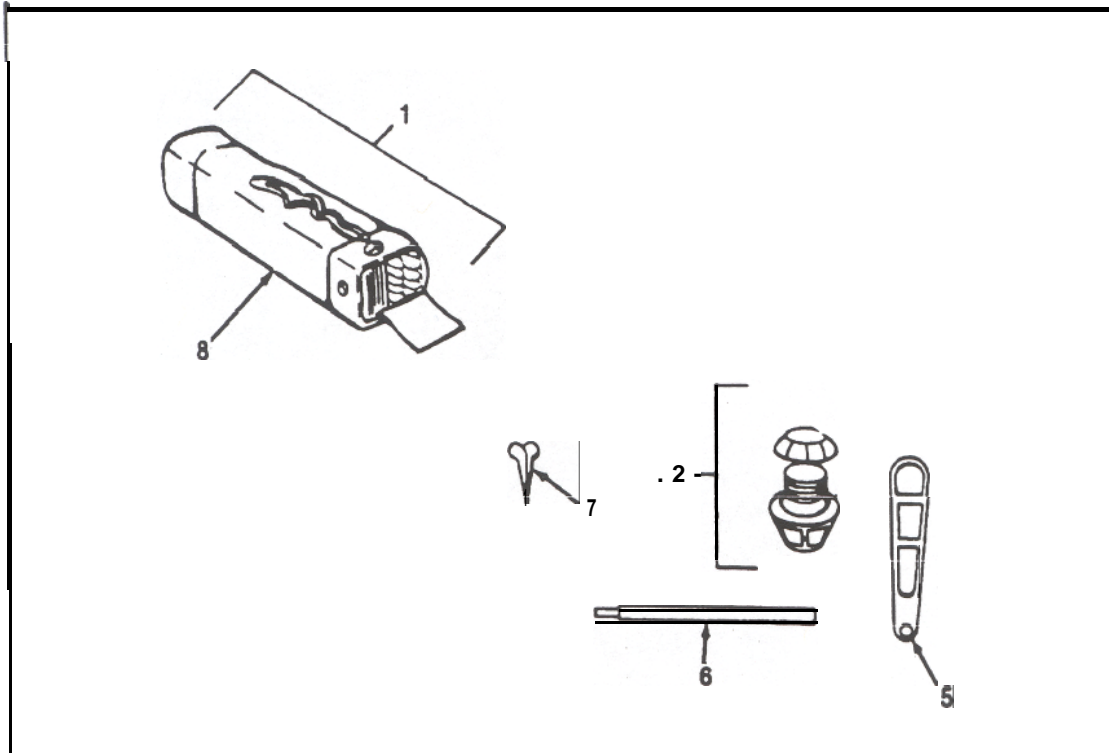


Figure D-5. Camouflage Screen Support System: Woodland/Desert. Group 05, 06, 07

FIG #	ITEM #	SMR CODE	NATIONAL STOCK NUMBER	PART NUMBER	FSCM	DESCRIPTION	USE ON CODE	U/M	QTY <sup>1</sup> IN UNIT
<b>Group 05. Camouflage Screen Support System, Woodland and Desert</b>									1
D-5	1	PAOZZ	1080-00-108-1173	MIL-C-52785C TYPE I CLASS I	31349	CAMOUFLAGE SCREEN SUPPORT SYSTEM, WOODLAND/DESERT	G	EA	1
D-5	1	PAOZZ	1080-01-179-8025	MIL-C-52785C TYPE II CLASS I	31349	CAMOUFLAGE SCREEN SUPPORT SYSTEM, WOODLAND/DESERT	H	EA	6
D-5	2	PAOZZ	1080-00-108-1595	13227E0133-1	81349	ADAPTER ASSY. SPREADER	G,H	EA	6
D-5	3	XAOZZ	1080-01-190-5539	MIL-C-52785C DWG X4071 GREEN	81349	SPREADERADAPTER BODY	G,H	EA	18
D-5	4	XAOZZ	1080-01-190-1358	MIL-C-52785C DWG X-4072 GREEN	81349	SPREADERADAPTER NUT	G,H	EA	6
D-5	5	PAOZZ	1080-00-108-1545	13227E0135-1	81349	SPREADER, BATTEN	G,H	EA	18

FIG #	ITEM #	SMR CODE	NATIONAL STOCK NUMBER	PART NUMBER	FSCM	DESCRIPTION	USE ON CODE	U/M	QTY IN UNIT
D-5	6	PAOOZ	1080-00-563-6342	13227E0132-1	81349	•POLE, ALUMINUM SUPPORT	G	EA	12
D-5	6	PAOZZ	1080-01-165-9027	13227E0134-1	81349	•POLE, PLASTIC SUPPORT	H	EA	12
D-5	7	PAOZZ	1080-00-108-1654	13227E0136	81349	STAKE, ALUMINUM	G,H	EA	18
D-5	8	PAOZZ	1080-00-108-1646	13227E0137-1	81349	CASE, CARRING	G,H	EA	1



**Figure D-6. Camouflage Screen Support System: Snow.**

\*SUPPORT SYSTEMS ARE SUPPLIED WITH EITHER ALUMINUM OR PLASTIC POLES.

FIG #	ITEM #	SMR CODE	NATIONAL STOCK NUMBER	PART NUMBER	FSCM	DESCRIPTION	USE ON CODE	U/M	QTY IN UNIT
<b>Group 06. Camouflage Screen Support System, Snow.</b>									
D-6	1	PAOOZ	1080-00-556-4954	MIL-C-52785C TYPE I CLASS 2	11349	CAMOUFLAGE SCREEN SUPPORT SYSTEM, SNOW	J	EA	1
D-6	1	PAOZZ	1080-01-179-6024	MIL-C-52785C TYPE II CLASS 2	11349	CAMOUFLAGE SCREEN SUPPORT SYSTEM, SNOW	K	EA	1
D-6	2	PAOZZ	1080-01-081-1022	13227E0133-1	51349	ADAPTER ASSY. SPREADER	J,K	EA	6
D-6	3	XAOZZ		MIL-C-52785C DWG X-4071 WHITE	81349	SPREADER ADAPTER BODY	J,K	EA	6
D-6	4	XAOZZ		MIL-C-52785C DWG X-4072 WHITE	81349	SPREADER ADAPTER NUT	J,K	EA	6
D-6	5	PAOZZ	1080-01-073-3196	13227E0135-2	81349	SPREADER. BATTEN	J,K	EA	18
D-6	6	PAOOZ	1080-01-075-5113	13227E0132-2	81349	POLE. ALUMINUM SUPPORT	J	EA	12

FIG #	ITEM #	SMR CODE	NATIONAL STOCK NUMBER	PART NUMBER	FSCM	DESCRIPTION	USE ON CODE	U/M	QTY IN UNIT
D-6	6	PAOZZ	1080-01-165-9026	13227E0134-2	81349	•POLE, PLASTIC SUPPORT	K	EA	12
D-6	7	PAOZZ	1080-01-075-4017	13227E0141	81349	STAKE, STEEL	J, K	EA	18
D-6	8	PAOZZ	1080-01-073-3195	13227E0137-2	81349	CASE, CARRYING	J, K	EA	1

						TMS-1080-200-13&P		
FIG #	ITEM #	SMR CODE	NATIONAL STOCK NUMBER	PART NUMBER	FSCM	DESCRIPTION	USE ON CODE	QTY IN UNIT
GROUP 07. BULK MATERIAL LIST								
BULK	1	PAOZZ	1080-01-060-1698	PD-1080-0024 MILC52771, COLOR FED STD 596-30227	97403	SHUTTLE, TWINE	C, D, N, R S, T	EA 1
BULK	2	PAOZZ	1080-01-062-2184	PD-1080-0024 MILC52771, COLOR FED STD 595-34087	97403	SHUTTLE, TWINE	A, B, M, Q	EA 1
BULK	3	PAOZZ	1080-01-073-0817	PD-1080-0024, MILC52771, COLOR FED STD 595-37875	97403	SHUTTLE, TWINE	E, F, L, P	EA 1
BULK	4	PAOZZ	4020-01-041-0788	MILC43256, COLOR FED STD 34087	81349	CORD, FIBROUS	A, B, M, Q	EA 1
BULK	5	PAOZZ	4020-00-180-6675	MILC43256, COLOR FED STD 595-30277	81349	CORD, FIBROUS	C, D, N, R S, T	EA 1
BULK	6	PAOZZ		MILC43256, COLOR FED STD 595-37875	81349	CORD, FIBROUS	E, F, L, P	EA 1

SECTION III. SPECIAL TOOLS LIST  
(NOT APPLICABLE)

NATIONAL STOCK NUMBER INDEX STOCK NUMBER	FIG	ITEM
1080-00-103-1211	D-1	3
	D-3	1
1080-00-103-1217	D-1	4
	D-3	26
1080-00-103-1233	D-1	5
	D-4	1
1080-00-103-1234	D-1	6
	D-4	26
1080-00-103-1246	D-1	1
	D-2	1
1080-00-103-1322	D-1	2
	D-2	27
1080-00-107-8112	D-2	28
1080-00-107-8293	D-2	31
1080-00-107-8563	D-2	36
1080-00-107-8580	D-2	52
1080-00-107-8589	D-2	2
1080-00-107-9206	D-2	5
1080-00-108-1114	D-2	10
1080-00-108-1155	D-2	26
1080-00-108-1173	D-1	7
	D-5	1
1080-00-108-1545	D-5	5
1080-00-108-1595	D-5	2
1080-00-108-1646	D-5	8
1080-00-108-1654	D-5	7
5975-00-111-3208	D-4	24
	D-4	49
	D-4	74
	D-4	99
4020-00-180-6675	D-3	19
	D-3	44
	D-3	69
	D-3	94
	BULK	5
1080-00-556-4954	D-1	8
	D-6	1
5315-00-559-1551	D-2	9
	D-2	22
	D-2	24
	D-2	35
	D-2	48

NATIONAL STOCK NUMBER INDEX (CONT)  
 STOCK NUMBER

CHANGE 5

STOCK NUMBER	FIG	ITEM	
5315-00-559-1551	D-2	50	
	D-2	61	
	D-2	74	
	D-2	76	
	D-2	87	
	D-2	100	
	D-2	102	
	D-3	9	
	D-3	21	
	D-3	23	
	D-3	34	
	D-3	46	
	D-3	48	
	D-3	71	
	D-3	73	
	1080-00-559-1551	D-3	59
	5315-00-559-1551	D-3	84
D-3		96	
D-3		98	
D-3		118	
D-3		131	
D-3		141	
D-3		109	
D-3		119	
D-3		121	
D-3		132	
D-3		142	
D-3		144	
1080-00-563-6342		D-5	6
5340-00-564-9062		D-2	4
	D-2	7	
	D-2	23	
	D-2	30	
	D-2	33	
	D-2	49	
	D-2	56	
	D-2	59	
	D-2	75	
	D-2	82	
	D-2	85	
	D-2	101	
	D-3	4	
	D-3	7	
	D-3	22	
	D-3	29	
	D-3	32	



NATIONAL STOCK NUMBER INDEX (CONT)  
 STOCK NUMBER

CHANGE 5

STOCK NUMBER	FIG	ITEM
	D-3	47
	D-3	54
	D-3	57
	D-3	72
	D-3	79
	D-3	82
	D-3	97
	D-3	104
	D-3	107
	D-3	120
	D-3	127
	D-3	130
	D-3	143
1080-00-571-5015	D-2	8
	D-2	21
	D-3	108
	D-3	118
	D-3	131
	D-3	141
	D-2	34
	D-2	47
	D-2	60
	D-2	73
	D-2	86
	D-2	99
	D-3	8
	D-3	20
	D-3	33
	D-3	45
1080-00-571-5015	D-3	58
	D-3	70
	D-3	83
	D-3	95
1080-01-022-8633	D-2	25
	D-2	51
	D-2	77
	D-2	103
	D-3	24
	D-3	49
	D-3	74
	D-3	99
	D-3	122
	D-3	145
1080-01-041-0788	D-2	20
	D-2	46
4020-01-041-0788	D-2	20
	D-2	46
1080-01-047-9312	D-2	12
1080-01-051-1432	D-2	14

NATIONAL STOCK NUMBER INDEX (CONT)  
 STOCK NUMBER

CHANGE 5

STOCK NUMBER	FIG	ITEM
1080-01-051-1433	D-2	40
1080-01-060-1698	BULK	1
1080-01-062-2184	D-2	19
	D-2	45
	BULK	2
1080-01-069-8089	D-4	4
	D-4	7
	D-4	22
	D-4	29
	D-4	32
	D-4	47
	D-4	54
	D-4	57
	D-4	72
	D-4	79
	D-4	82
	D-4	97
1080-01-073-0817	BULK	3
1080-01-073-1268	D-3	27
1080-01-073-1269	D-3	14
1080-01-073-3190	D-4	50
1080-01-073-3191	D-4	25
1080-01-073-3192	D-4	27
1080-01-073-3193	D-3	50
1080-01-073-3194	D-4	14
1080-01-073-3195	D-6	8
1080-01-073-3196	D-6	5
1080-01-073-3198	D-4	8
1080-01-073-3198	D-4	20
	D-4	33
1080-01-073-3198	D-4	45
	D-4	58
	D-4	70
	D-4	83
1080-01-073-3198	D-4	95
1080-01-073-3220	D-3	35
1080-01-075-3266	D-4	10
1080-01-075-4012	D-3	25
1080-01-075-4013	D-3	30
1080-01-075-4014	D-3	10
1080-01-075-4015	D-3	2
1080-01-075-4016	D-3	39
1080-01-075-4017	D-6	7
1080-01-075-4018	D-4	30
1080-01-075-5113	D-6	6
1080-01-075-6839	D-4	5

NATIONAL STOCK NUMBER INDEX (CONT)  
 STOCK NUMBER

CHANGE 5

STOCK NUMBER	FIG	ITEM
1080-01-075-6840	D-3	5
1080-01-075-8013	D-4	2
1080-01-075-8014	D-4	9
	D-4	21
	D-4	23
	D-4	34
	D-4	46
	D-4	48
	D-4	59
5315-01-075-8014	D-4	71
	D-4	73
	D-4	84
5315-01-075-8014	D-4	96
	D-4	98
1080-01-081-1021	D-4	35
1080-01-081-1022	D-6	2
1080-01-165-9026	D-6	6
1080-01-165-9027	D-5	6
1080-01-179-6024	D-1	8
	D-6	1
1080-01-179-6025	D-1	7
	D-5	1
1080-01-183-4433	D-2	11
1080-01-183-4434	D-2	37
1080-01-183-4435	D-3	11
1080-01-183-4436	D-3	36
1080-01-183-4437	D-4	11
1080-01-183-4480	D-2	38
1080-01-183-4481	D-3	12
1080-01-183-4482	D-3	37
1080-01-183-4483	D-4	12
1080-01-183-4484	D-4	37
1080-01-189-9707	D-4	36
1080-01-190-1358	D-5	4
1080-01-190-5539	D-5	3
4020-01-237-6946	BULK	4
1080-01-266-1788	D-4	75
1080-01-266-1789	D-4	100
1080-01-266-1790	D-2	78
1080-01-266-1791	D-2	104
1080-01-266-1792	D-3	75
1080-01-266-1793	D-3	100
1080-01-266-1794	D-2	89
1080-01-266-1795	D-4	61
1080-01-266-1796	D-4	86
1080-01-266-1797	D-4	55

NATIONAL STOCK NUMBER INDEX (CONT)  
 STOCK NUMBER

CHANGE 5

STOCK NUMBER	FIG	ITEM
1080-01-266-1798	D-4	80
1080-01-266-1799	D-4	52
1080-01-266-1800	D-4	77
1080-01-266-1801	D-2	57
1080-01-266-1802	D-2	83
1080-01-266-1803	D-2	54
1080-01-266-1804	D-2	80
1080-01-266-1805	D-3	55
1080-01-266-1806	D-3	80
1080-01-266-1807	D-3	52
1080-01-266-1808	D-3	77
1080-01-266-1815	D-4	62
1080-01-266-1816	D-3	62
1080-01-266-1817	D-2	64
1080-01-266-1818	D-4	87
1080-01-266-1820	D-2	90
	D-3	87
1080-01-266-1823	D-1	9
	D-4	51
1080-01-266-1824	D-1	10
	D-2	53
1080-01-266-1825	D-1	11
	D-3	51
1080-01-266-1826	D-1	12
	D-4	76
1080-01-266-1827	D-1	13
	D-2	79
1080-01-266-1828	D-1	14
	D-3	76
1080-01-266-1829	D-4	60
1080-01-266-1830	D-4	85
1080-01-266-1831	D-2	62
1080-01-266-1832	D-2	88
1080-01-266-1833	D-3	60
1080-01-266-1834	D-3	85
1080-01-266-3242	D-2	63
1080-01-267-1080	D-3	86
1080-01-267-1081	D-3	61
1080-01-325-4990	D-3	102
1080-01-325-4991	D-3	135
1080-01-325-4992	D-3	112
1080-01-325-4993	D-1	15
1080-01-325-4994	D-3	133
1080-01-325-4995	D-3	110
1080-01-325-4996	D-3	125
1080-01-325-4997	D-3	128
1080-01-325-4998	D-3	105
1080-01-325-4999	D-3	146
1080-01-325-5000	D-3	123
1080-01-325-5001	D-3	134
1080-01-325-5002	D-3	111
1080-01-325-5003	D-3	137
1080-01-325-5719	D-3	114
1080-01-325-6418	D-1	16

NATIONAL STOCK NUMBER INDEX (CONT)  
 STOCK NUMBER

CHANGE 2

	FIG	ITEM
1080-01-266-1823	D-1	9
	D-4	51
1080-01-266-1824	D-1	10
	D-2	53
1080-01-266-1825	D-1	11
	D-3	51
1080-01-266-1826	D-1	12
	D-4	76
1080-01-266-1827	D-1	13
	D-2	79
1080-01-266-1828	D-1	14
	D-3	76
1080-01-266-1829	D-4	60
1080-01-266-1830	D-4	85
1080-01-266-1831	D-2	62
1080-01-266-1832	D-2	88
1080-01-266-1833	D-3	60
1080-01-266-1834	D-3	85
1080-01-266-3242	D-2	63
1080-01-267-1080	D-3	86
1080-01-267-1081	D-3	61

FSCM	PART NUMBER	STOCK NUMBER	FIG	ITEM
81349	MIL-C-43256	4020-01-237-6946	BULK	4
81349	MIL-C-43256	4020-00-180-6675	BULK	5
81349	MIL-C-43256		BULK	6
81349	MIL-C-52765C	1080-01-179-6025	D-1	7
	TYPE II CLASS 1			
81349	MIL-C-52765C	1080-00-556-4954	D-1	8
	TYPE I CLASS 2			
81349	MIL-C-52765C	1080-00-108-1173	D-1	7
	TYPE I CLASS 1			
81349	MIL-C-52765C	1080-01-179-6024	D-1	8
	TYPE II CLASS 2			
81349	MIL-C-52765C	1080-00-108-1173	D-5	1
	TYPE I CLASS 1			
81349	MIL-C-52765C	1080-01-179-6025	D-5	1
	TYPE II CLASS 1			
81349	MIL-C-52765C	1080-01-190-5539	D-5	3
	DWG X-4071			
	GREEN			
81349	MIL-C-52765C	1080-01-190-1358	D-5	4
81349	MIL-C-52765C	1080-00-556-4954	D-6	1
	TYPE I CLASS 2			
81349	MIL-C-52765C	1080-01-179-6024	D-6	1
	TYPE II CLASS 2			
81349	MIL-C-52765C		D-6	3
	DWG X-4071			
	WHITE			
81349	MIL-C-52765C		D-6	4
	DWG X-4072			
	WHITE			
81349	MIL-C-52771	1080-01-060-1698	BULK	1
	PD1080-0024			
81349	MIL-C-52771	1080-01-062-2184	BULK	2
	PD-1080-0024			
81349	MIL-C-52771	1080-01-073-0817	BULK	3
	PD-1080-0024			
81349	MIL-C-53004		D-2	67
	TYPE III CLASS 1			
81349	MIL-C-53004		D-2	68
	TYPE III CLASS 1			
81349	MIL-C-53004		D-2	69
	TYPE III CLASS 1			
81349	MIL-C-53004		D-2	93
	TYPE IV CLASS 1			

FSCM	PART NUMBER	STOCK NUMBER	FIG	ITEM
81349	MIL-C-53004		D-2	94
	TYPE IV CLASS 1			
81349	MIL-C-53004		D-2	95
	TYPE IV CLASS 1			
81349	MIL-C-53004		D-2	96
	TYPE IV CLASS 1			
81349	MIL-C-53004		D-3	65
	TYPE III CLASS 2			
81349	MIL-C-53004		D-3	66
	TYPE III CLASS 2			
81349	MIL-C-53004		D-3	67
	TYPE III CLASS 2			
81349	MIL-C-53004		D-3	90
	TYPE IV CLASS 2			
81349	MIL-C-53004		D-3	91
	TYPE IV CLASS 2			
81349	MIL-C-53004		D-3	92
	TYPE IV CLASS 2			
81349	MIL-C-53004		D-4	65
	TYPE III CLASS 3			
81349	MIL-C-53004		D-4	66
	TYPE III CLASS 3			
81349	MIL-C-53004		D-4	67
	TYPE III CLASS 3			
81349	MIL-C-53004		D-4	90
	TYPE IV CLASS 3			
81349	MIL-C-53004		D-4	91
	TYPE IV CLASS 3			
81349	MIL-C-53004		D-4	92
	TYPE IV CLASS 3			
52973	100016		D-2	13
52973	100016		D-2	39
52973	100016		D-2	65
52973	100016		D-2	91
52973	100017	1080-01-062-2184	D-2	19
52973	100017	1080-01-062-2184	D-2	45
52973	100035		D-4	18
52973	100035		D-4	43
52973	100036		D-4	13
52973	100036		D-4	38
52973	100036		D-4	63
52973	100036		D-4	88
52973	100048		D-3	13
52973	100048		D-3	38
52973	100048		D-3	63
52973	100048		D-3	88

FSCM	PART NUMBER	STOCK NUMBER	FIG	ITEM
52973	100048		D-3	113
52973	100048		D-3	136
52973	100049		D-3	18
52973	100049		D-3	43
97403	100049		D-3	139
52973	140007	4020-01-041-0788	D-2	20
52973	140007	4020-01-041-0788	D-2	46
52973	140041	4020-00-180-6675	D-3	19
52973	140041	4020-00-180-6675	D-3	44
52973	140041		D-4	19
52973	140041		D-4	44
97403	140041		D-3	140
81349	13227E0132-1	1080-00-563-6342	D-5	6
81349	13227E0132-2	1080-01-075-5113	D-6	6
81349	13227E0133-1	1080-00-108-1595	D-5	2
81349	13227E0133-1	1080-01-081-1022	D-6	2
81349	13227E0134-1	1080-01-165-9027	D-5	6
81349	13227E0134-2	1080-01-165-9026	D-6	6
81349	13227E0135-1	1080-00-108-1545	D-5	5
81349	13227E0135-2	1080-01-073-3196	D-6	5
81349	13227E0136	1080-00-108-1654	D-5	7
81349	13227E0137-1	1080-00-108-1646	D-5	8
81349	13227E0137-2	1080-01-073-3195	D-6	8
81349	13227E0141	1080-01-075-4017	D-6	7
97403	13226E0956	1080-01-075-8014	D-4	9
97403	13226E0956	1080-01-075-8014	D-4	21
97403	13226E0956	1080-01-075-8014	D-4	23
97403	13226E0956	1080-01-075-8014	D-4	34
97403	13226E0956	1080-01-075-8014	D-4	46
97403	13226E0956	1080-01-075-8014	D-4	48
97403	13226E0956	1080-01-075-8014	D-4	59
97403	13226E0956	1080-01-075-8014	D-4	71
97403	13226E0956	1080-01-075-8014	D-4	73
97403	13226E0956	1080-01-075-8014	D-4	84
97403	13226E0956	1080-01-075-8014	D-4	96
97403	13226E0956	1080-01-075-8014	D-4	98
97403	13226E0957	1080-01-069-8089	D-4	4
97403	13226E0957	1080-01-069-8089	D-4	7
97403	13226E0957	1080-01-069-8089	D-4	22
97403	13226E0957	1080-01-069-8089	D-4	29
97403	13226E0957	1080-01-069-8089	D-4	32
97403	13226E0957	1080-01-069-8089	D-4	47
97403	13226E0957	1080-01-069-8089	D-4	54
97403	13226E0957	1080-01-069-8089	D-4	57
97403	13226E0957	1080-01-069-8089	D-4	72
97403	13226E0957	1080-01-069-8089	D-4	79



FSCM	PART NUMBER	STOCK NUMBER	FIG	ITEM
97403	13226E0957	1080-01-069-8089	D-4	82
97403	13226E0957	1080-01-069-8089	D-4	97
97403	13226E0958		D-4	3
97403	13226E0958		D-4	28
97403	13226E0958		D-4	53
97403	13226E0958		D-4	78
97403	13226E0959		D-4	6
97403	13226E0959		D-4	31
97403	13226E0959		D-4	56
97403	13226E0959		D-4	81
97403	13226E0960-1		D-2	3
97403	13226E0960-1		D-2	29
97403	13226E0960-1		D-2	55
97403	13226E0960-1		D-2	81
97403	13226E0960-2		D-3	3
97403	13226E0960-2		D-3	28
97403	13226E0960-2		D-3	53
97403	13226E0960-2		D-3	78
97403	13226E0960-2		D-3	103
97403	13226E0960-2		D-2	126
97403	13226E0961-1		D-2	6
97403	13226E0961-1		D-2	32
97403	13226E0961-1		D-2	58
97403	13226E0961-1		D-2	84
97403	13226E0961-2		D-3	6
97403	13226E0961-2		D-3	31
97403	13226E0961-2		D-3	56
97403	13226E0961-2		D-3	81
97403	1322E0961-2		D-3	106
97403	1322E0961-2		D-3	129
97403	13226E0962	5315-00-559-1551	D-2	9
97403	13226E0962	5315-00-559-1551	D-2	22
97403	13226E0962	5315-00-559-1551	D-2	24
97403	13226E0962	5315-00-559-1551	D-2	35
97403	13226E0962	5315-00-559-1551	D-2	48
97403	13226E0962	5315-00-559-1551	D-2	50
97403	13226E0962	5315-00-559-1551	D-2	61
97403	13226E0962	5315-00-559-1551	D-2	74
97403	13226E0962	5315-00-559-1551	D-2	76
97403	13226E0962	5315-00-559-1551	D-2	87
97403	13226E0962	5315-00-559-1551	D-2	100
97403	13226E0962	5315-00-559-1551	D-2	102
97403	13226E0962	5315-00-559-1551	D-3	9
97403	13226E0962	5315-00-559-1551	D-3	21
97403	13226E0962	5315-00-559-1551	D-3	23
97403	13226E0962	5315-00-559-1551	D-3	34

FSCM	PART NUMBER	STOCK NUMBER	FIG	ITEM
97403	13226E0962	5315-00-559-1551	D-3	46
97403	13226E0962	5315-00-559-1551	D-3	48
97403	13226E0962	5315-00-559-1551	D-3	59
97403	13226E0962	5315-00-559-1551	D-3	71
97403	13226E0962	5315-00-559-1551	D-3	73
97403	13226E0962	5315-00-559-1551	D-3	84
97403	13226E0962	5315-00-559-1551	D-3	96
97403	13226E0962	5315-00-559-1551	D-3	98
97403	13226E0962	5315-00-559-1551	D-3	109
97403	13226E0962	5315-00-559-1551	D-3	119
97403	13226E0962	5315-00-559-1551	D-3	121
97403	13226E0962	5315-00-559-1551	D-3	132
97403	13226E0962	5315-00-559-1551	D-3	142
97403	13226E0962	5315-00-559-1551	D-3	144
97403	13226E0963-1	1080-00-073-3190	D-4	50
97403	13226E0963-2	1080-01-073-3191	D-4	25
97403	13226E0963-3	1080-01-266-1788	D-4	75
97403	13226E0963-4	1080-01-266-1789	D-4	100
97403	13226E0964-1	1080-00-107-8580	D-2	52
97403	13226E0964-2	1080-00-108-1155	D-2	26
97403	13226E0964-3	1080-01-073-3193	D-3	50
97403	13226E0964-4	1080-01-075-4012	D-3	25
97403	13226E0964-5	1080-01-266-1790	D-2	78
97403	13226E0964-6	1080-01-266-1791	D-2	104
97403	13226E0964-7	1080-01-266-1792	D-3	75
97403	13226E0964-8	1080-01-266-1793	D-3	100
97403	13226E0964-9	1080-01-325-5001	D-3	134
97403	13226E0964-9	1080-01-325-4999	D-3	146
97403	13226E0964-10	1080-01-325-5000	D-3	125
97403	13226E0965-1	1080-01-183-4434	D-2	37
97403	13226E0965-2	1080-01-183-4436	D-3	36
97403	13226E0965-3	1080-01-183-4433	D-2	11
97403	13226E0965-4	1080-01-183-4435	D-3	11
97403	13226E0965-5	1080-01-266-3242	D-2	63
97403	13226E0965-6	1080-01-266-1794	D-2	89
97403	13226E0965-7	1080-01-266-1081	D-3	61
97403	13226E0965-8	1080-01-267-1080	D-3	86
97403	13226E0965-10	1080-01-325-5002	D-3	111
97403	13226E0966-1	1080-01-189-9707	D-4	36
97403	13226E0966-2	1080-01-183-4437	D-4	11
97403	13226E0966-3	1080-01-266-1795	D-4	61
97403	13226E0966-4	1080-01-266-1796	D-4	86
97403	13226E0967	5340-00-564-9062	D-2	4
97403	13226E0967	5340-00-564-9062	D-2	7
97403	13226E0967	5340-00-564-9062	D-2	23
97403	13226E0967	5340-00-564-9062	D-2	30

FSCM	PART NUMBER	STOCK NUMBER	FIG	ITEM
97403	13226E0967	5340-00-564-9062	D-2	33
97403	13226E0967	5340-00-564-9062	D-2	49
97403	13226E0967	5340-00-564-9062	D-2	56
97403	13226E0967	5340-00-564-9062	D-2	59
97403	13226E0967	5340-00-564-9062	D-2	75
97403	13226E0967	5340-00-564-9062	D-2	82
97403	13226E0967	5340-00-564-9062	D-2	85
97403	13226E0967	5340-00-564-9062	D-2	101
97403	13226E0967	5340-00-564-9062	D-3	4
97403	13226E0967	5340-00-564-9062	D-3	7
97403	13226E0967	5340-00-564-9062	D-3	22
97403	13226E0967	5340-00-564-9062	D-3	29
97403	13226E0967	5340-00-564-9062	D-3	32
97403	13226E0967	5340-00-564-9062	D-3	47
97403	13226E0967	5340-00-564-9062	D-3	54
97403	13226E0967	5340-00-564-9062	D-3	57
97403	13226E0967	5340-00-564-9062	D-3	72
97403	13226E0967	5340-00-564-9062	D-3	79
97403	13226E0967	5340-00-564-9062	D-3	82
97403	13226E0967	5340-00-564-9062	D-3	97
97403	13226E0967	5340-00-564-9062	D-3	104
97403	13226E0967	5340-00-564-9062	D-3	107
97403	13226E0967	5340-00-564-9062	D-3	120
97403	13226E0967	5340-00-564-9062	D-3	127
97403	13226E0967	5340-00-564-9062	D-3	130
97403	13226E0967	5340-00-564-9062	D-3	143
97403	13226E0968	1080-01-073-3198	D-4	8
97403	13226E0968	1080-01-073-3198	D-4	20
97403	13226E0968	1080-01-073-3198	D-4	33
97403	13226E0968	1080-01-073-3198	D-4	45
97403	13226E0968	1080-01-073-3198	D-4	58
97403	13226E0968	1080-01-073-3198	D-4	70
97403	13226E0968	1080-01-073-3198	D-4	83
97403	13226E0968	1080-01-073-3198	D-4	95
97403	13226E0969	1080-00-571-5015	D-2	8
97403	13226E0969	1080-00-571-5015	D-2	21
97403	13226E0969	1080-00-571-5015	D-2	34
97403	13226E0969	1080-00-571-5015	D-2	47
97403	13226E0969	1080-00-571-5015	D-2	60
97403	13226E0969	1080-00-571-5015	D-2	73
97403	13226E0969	1080-00-571-5015	D-2	86
97403	13226E0969	1080-00-571-5015	D-2	99
97403	13226E0969	1080-00-571-5015	D-3	8
97403	13226E0969	1080-00-571-5015	D-3	20
97403	13226E0969	1080-00-571-5015	D-3	33
97403	13226E0969	1080-00-571-5015	D-3	45

FSCM	PART NUMBER	STOCK NUMBER	FIG	ITEM
97403	13226E0969	1080-00-571-5015	D-3	58
97403	13226E0969	1080-00-571-5015	D-3	70
97403	13226E0969	1080-00-571-5015	D-3	83
97403	13226E0969	1080-00-571-5015	D-3	95
97403	13226E0969	1080-00-571-5015	D-3	108
97403	13226E0969	1080-00-571-5015	D-3	118
97403	13226E0969	1080-00-571-5015	D-3	131
97403	13226E0969	1080-00-571-5015	D-3	141
97403	13226E0970-1	1080-01-183-4484	D-4	37
97403	13226E0970-2	1080-01-183-4482	D-3	37
97403	13226E0970-3	1080-01-183-4480	D-2	38
97403	13226E0970-4	1080-01-183-4483	D-4	12
97403	13226E0970-5	1080-01-183-4481	D-3	12
97403	13226E0970-6	1080-01-047-9312	D-2	12
97403	13226E0970-7	1080-01-266-1815	D-4	62
97403	13226E0970-8	1080-01-266-1816	D-3	62
97403	13226E0970-9	1080-01-266-1817	D-2	64
97403	13226E0970-10	1080-01-266-1818	D-4	87
97403	13226E0970-11	1080-01-266-1820	D-3	87
97403	13226E0970-12	1080-01-266-1820	D-2	90
97403	13226E0970-1	1080-01-325-499	D-3	135
97403	13226E0970-14	1080-01-325-4992	D-3	112
97403	13226E0971-1	1080-01-075-4018	D-4	30
97403	13226E0971-2	1080-01-075-6839	D-4	5
97403	13226E0971-3	1080-01-266-1797	D-4	55
97403	13226E0971-4	1080-01-266-1798	D-4	80
97403	13226E0972-1	1080-01-073-3192	D-4	27
97403	13226E0972-2	1080-01-075-8013	D-4	2
97403	13226E0972-3	1080-01-266-1799	D-4	52
97403	13226E0972-4	1080-01-266-1800	D-4	77
97403	13226E0973-1	1080-00-107-8293	D-2	31
97403	13226E0973-2	1080-00-107-9206	D-2	5
97403	13226E0973-3	1080-01-266-1801	D-2	57
97403	13226E0973-4	1080-01-266-1802	D-2	83
97403	13226E0974-1	1080-00-107-8112	D-2	28
97403	13226E0974-2	1080-00-107-8589	D-2	2
97403	13226E0974-3	1080-01-266-1803	D-2	54
97403	13226E0974-4	1080-01-266-1804	D-2	80
97403	13226E0975-1	1080-01-075-4013	D-3	30
97403	13226E0975-2	1080-01-075-6840	D-3	5
97403	13226E0975-3	1080-01-266-1805	D-3	55
97403	13226E0975-4	1080-01-266-1806	D-3	80
97403	13226E0976-1	1080-01-073-1268	D-3	27
97403	13226E0976-2	1080-01-075-4015	D-3	2
97403	13226E0976-3	1080-01-266-1807	D-3	52
97403	13226E0976-4	1080-01-266-1808	D-3	77

FSCM	PART NUMBER	STOCK NUMBER	FIG	ITEM
97403	13226E1350-1	1080-01-081-1021	D-4	35
97403	13226E1350-1	1080-01-081-1021	D-4	39
97403	13226E1350-2	1080-01-075-3266	D-4	10
97403	13226E1350-2	1080-01-073-3194	D-4	14
	(ITEMS 9 TO 11)			
97403	13226E1350-3	1080-01-266-1829	D-4	60
97403	13226E1350-3		D-4	64
97403	13226E1350/3		D-4	68
97403	13226E1350/3		D-4	93
97403	13226E1350-4	1080-01-266-1830	D-4	85
97403	13226E1350-4		D-4	89
	(ITEMS 9 TO 11)			
97403	13226E1350-9		D-4	15
97403	13226E1350-9		D-4	42
97403	13226E1350-10		D-4	16
97403	13226E1350-10		D-4	41
97403	13226E1350-11		D-4	17
97403	13226E1350-11		D-4	40
97403	13226E1351-1	1080-00-107-8563	D-2	36
97403	13226E1351-1	1080-01-051-1432	D-2	14
	(ITEMS 9 TO 11)			
97403	13226E1351-2	1080-00-108-1114	D-2	10
97403	13226E1351-2		D-2	98
97403	13226E1351-2		D-2	72
97403	13226E1351-3	1080-01-266-1831	D-2	62
97403	13226E1351-3		D-2	66
	(ITEMS 9 TO 12)			
97403	13226E1351/3		D-2	71
97403	13226E1351/3		D-2	97
97403	13226E1351-4	1080-01-266-1832	D-2	88
97403	13226E1351-4		D-2	92
	(ITEMS 9 TO 12)			
97403	13226E1351-9		D-2	18
97403	13226E1351-9		D-2	44
97403	13226E1351-9		D-2	70
97403	13226E1351-9		D-2	96
97403	13226E1351-10		D-2	17
97403	13226E1351-10		D-2	43
97403	13226E1351-11		D-2	16
97403	13226E1351-11		D-2	42
97403	13226E1351-12		D-2	15
97403	13226E1351-12	1080-01-051-1433	D-2	40
97403	13226E1351-12		D-2	41
97403	13226E1352-1	1080-01-073-3220	D-3	35
97403	13226E1352/1	1080-01-075-4016	D-3	39
97403	13226E1352-2	1080-01-075-4014	D-3	10

FSCM	PART NUMBER	STOCK NUMBER	FIG	ITEM
97403	13226E1352-2	1080-01-093-1269	D-3	14
	(ITEMS 9 TO 11)			
97403	13226E1352/2		D-3	69
97403	13226E1352/2		D-3	94
97403	13226E1352/2		D-3	117
97403	13226E1352-3	1080-01-266-1833	D-3	60
97403	13226E1352-3		D-3	64
	(ITEMS 9 TO 11)			
97403	13226E1352-3		D-3	68
	(ITEMS 9 TO 11)			
97403	13226E1352-3		D-3	93
	(ITEMS 9 TO 11)			
97403	13226E1352/3		D-3	116
97403	13226E1352-4	1080-01-266-1834	D-3	85
97403	13226E1352-4		D-3	89
	(ITEMS 9 TO 11)			
97403	13226E1352-9		D-3	17
97403	13226E1352-9		D-3	42
97403	13226E1352-10		D-3	16
97403	13226E1352-10		D-3	41
97403	13226E1352-11		D-3	15
97403	13226E1352-11		D-3	40
97403	13226E1355	1080-00-103-1234	D-1	6
97403	13226E1355	1080-00-103-1234	D-4	26
97403	13226E1356	1080-00-103-1322	D-1	2
97403	13226E1356	1080-00-103-1322	D-2	27
97403	13226E1357	1080-00-103-1217	D-1	4
97403	13226E1357	1080-00-103-1217	D-3	26
97403	13226E1358	1080-00-103-1233	D-1	5
97403	13226E1358	1080-00-103-1233	D-4	1
97403	13226E1359	1080-00-103-1246	D-2	1
97403	13226E1359	1080-00-103-1246	D-1	1
97403	13226E1360	1080-00-103-1211	D-1	3
97403	13226E1360	1080-00-103-1211	D-3	1
97403	13226E7772-2	1080-01-022-8633	D-3	122
97403	13226E7772-2	1080-01-0228633	D-3	145
97403	13228E5928	1080-01-266-1823	D-1	9
97403	13228E5928	1080-01-266-1823	D-4	51
97403	13228E5929	1080-01-266-1824	D-1	10
97403	13228E5929	1080-01-266-1824	D-2	53
97403	13228E5930	1080-01-266-1825	D-1	11
97403	13228E5930	1080-01-266-1825	D-3	51
97403	13228E5931	1080-01-266-1826	D-1	12
97403	13228E5932	1080-01-266-1827	D-1	13
97403	13228E5932	1080-01-266-1827	D-2	79
97403	13228E5932	1080-01-266-1827	D-4	76

FSCM	PART NUMBER	STOCK NUMBER	FIG	ITEM
97403	13228E5933	1080-01-266-1828	D-1	14
97403	13228E5933	1080-01-266-1828	D-3	76
97403	13229E8580	1080-01-325-6418	D-1	16
97403	13229E8580	1080-01-325-6418	D-3	124
97403	13229E8581	1080-01-325-4993	D-1	15
97403	13229E8581	1080-01-325-4993	D-3	101
97403	13229E8582-1	1080-01-325-4996	d-3	125
97403	13229E8582-4	1080-01-325-4990	D-3	102
97403	13229E8583-1	1080-01-325-4997	D-3	128
97403	13229E8583-4	1080-01-325-4998	D-3	105
97403	13229E8584-1	1080-01-325-4994	D-3	133
97403	13229E8584-4	1080-01-325-4995	D-3	110
97403	13229E8584-4	1080-01-325-5719	D-3	114

(ITEM 9)

APPENDIX E

ADDITIONAL AUTHORIZATION LIST

Section 1. INTRODUCTION



**E-1. SCOPE**

This appendix lists additional items authorized for the support of the camouflage screen system.

**E-2. GENERAL**

This list identifies items that do not have to accompany the screen system and that do not have to be turned in with it. These items are all authorized to you by CTA, MTOE, TAD, or JTA.

**E-3. EXPLANATION OF LISTING**

National stock numbers, descriptions, and quantities are provided to help you identify and request the additional items you require to support this equipment. If item required differs for different models of this equipment, the model is shown under the "Usable On" heading in the description column. These codes are identified as:

CODE	USED ON
A, B, M, Q	Woodland Screen Systems
C, D, N, R	Desert Screen Systems
E, F, L, P	Snow Screen Systems
S, T	Special Desert Screen System





SECTION II. ADDITIONAL AUTHORIZATION LIST

(1)	(2) DESCRIPTION	USABLE ON CODE	(3) U/M	(4) QTY AUTH
NATIONAL STOCK NUMBER	PART NUMBER/FSCM			
1080-01-062-2184	30 YD SHUTTLE, TWINE	A	EA	
1080-01-060-1698	30 YD SHUTTLE, TWINE	B	EA	
1080-01-073-0817	30 YD SHUTTLE, TWINE	C	EA	

**APPENDIX F**  
**EXPENDABLE SUPPLIES AND MATERIALS LIST**

**Section I. INTRODUCTION**

**F-1. SCOPE:** This appendix lists expendable supplies and materials you will need to operate and maintain the Lightweight Camouflage Screen Systems and Support Systems. This listing is for informational purposes only and is not authority to requisition the listed items. These items are authorized to you by CTA 50-970, Expendable/Durable Items (except Medical, Class V, Repair Parts, and Heraldic Items), or CTA 8-100, Army Medical Department Expendable/Durable Items.

**F-2. EXPLANATION OF COLUMNS**

- c. Column (1) – Item number. This number is assigned to the entry in the listing and is referenced in the narrative instructions to identify the material (e.g., “Use cleaning compound, item 5, App. F”).
- d. Column (2) – Level. This column identifies the lowest level of maintenance that requires the listed item.
  - (enter as applicable) - C - Operator/Crew
  - O – Organizational Maintenance
  - F – Direct Support Maintenance
  - H – General Support Maintenance
- e. Column (3) – National Stock Number, This is the national stock number assigned to the item; use it to request or requisition the item.
- f. Column (4) – Description. Indicates the Federal item name and, if required, a description to identify the item. The last line for each time indicates the Commercial and Government Entity Code (CAGEC) in parenthesis followed by the part number.
- g. Column (5) – Unit of Measure (U/M). Indicates the measure used in performing the actual maintenance function. This measure is expressed by a two-character alphabetical abbreviation (e.g., ea, in, pr). if the unit of measure differs from the unit of issue, requisition the lowest unit of issue that will satisfy your requirements.

SECTION II. EXPENDABLE/DURABLE SUPPLIES AND MATERIALS LIST  
 (1) (2) (3) (4)

(5)

ITEM NUMBER	LEVEL	NATIONAL STOCK NUMBER	DESCRIPTION	U/M
1	C	7930-00-664-0306	DETERGENT, LAUNDRY, POWDER	BX
2	C	7930-00-045-3515	DETERGENT, LAUNDRY, LIQUID	CN

**By Order of the Secretary of the Army:**

**Official:**

**JOHN A. WICKHAM, JR.**  
*General, United States Army*  
*Chief of Staff*

**R. L. DILWORTH**  
*Brigadier General, United States Army*  
*The Adjutant General*

**DISTRIBUTION:**

To be distributed in accordance with DA Form 12-25A, Operator, Organizational and Direct Support Maintenance requirements for Camouflage Screen System, Woodland, Lightweight, Radar Scattering.



SOMETHING WRONG WITH THIS PUBLICATION?

THEN . . . JOT DOWN THE DOPE ABOUT IT ON THIS FORM. CAREFULLY TEAR IT OUT, FOLD IT AND DROP IT IN THE MAIL!

FROM (PRINT YOUR UNIT'S COMPLETE ADDRESS)  
**PFC JOHN DOE**  
**COA, 3d ENGINEER BN**  
**FT. LEBANON, MD 63108**  
 DATE SENT

PUBLICATION NUMBER: **TM 5-1080-200-13&P**      PUBLICATION DATE: **29 Jan 93**      PUBLICATION TITLE: **LIGHTWEIGHT CAMOUFLAGE SCREEN SYSTEMS AND SUPPORT SYSTEMS**

BE EXACT    PIN-POINT WHERE IT IS				IN THIS SPACE TELL WHAT IS WRONG AND WHAT SHOULD BE DONE ABOUT IT:
PAGE NO	PARA-GRAPH	FIGURE NO	TABLE NO	
<b>6</b>	<b>2-1 a</b>			<i>In line 6 of paragraph 2-1a the manual states the engine has <u>6</u> cylinders. The engine on my set only has <u>4</u> cylinders. Change the manual to show <u>4</u> cylinders.</i>
<b>B1</b>		<b>4-3</b>		<i>Callout 16 on figure 4-3 is pointing at a <u>bolt</u>. In key to figure 4-3, item 16 is called a <u>shim</u> - Please correct one or the other.</i>
<b>125</b>	<b>line 20</b>			<i>I ordered a gasket, item 19 on figure B-16 by NSN 2 910-00-762-3001. I got a gasket but it doesn't fit. Supply says I got what I ordered, so the NSN is wrong. Please give me a good NSN</i>

PRINTED NAME, GRADE OR TITLE, AND TELEPHONE NUMBER  
**JOHN DOE, PFC (268) 317-7111**

SIGN HERE *John Doe*  
**JOHN DOE**


DA FORM 1 JUL 79 **2028-2**

PREVIOUS EDITIONS ARE OBSOLETE.  
 DRSTS-M Overprint 1, 1 Nov 80

P.S. --IF YOUR OUTFIT WANTS TO KNOW ABOUT YOUR RECOMMENDATION MAKE A CARBON COPY OF THIS AND GIVE IT TO YOUR HEADQUARTERS

TEAR ALONG PERFORATED LINE

RECOMMENDED CHANGES TO EQUIPMENT TECHNICAL PUBLICATIONS

		SOMETHING WRONG		WITH THIS PUBLICATION?					
		<p style="font-size: 10pt; margin: 0;">THEN JOT DOWN THE DOPE ABOUT IT ON THIS FORM. CAREFULLY TEAR IT OUT, FOLD IT AND DROP IT IN THE MAIL.</p>		<p style="font-size: 8pt; margin: 0;">FROM (PRINT YOUR UNIT'S COMPLETE ADDRESS)</p>					
<p style="font-size: 8pt; margin: 0;">PUBLICATION NUMBER</p> <p style="font-size: 10pt; margin: 0;">TM 5-1080-200-13&amp;P</p>		<p style="font-size: 8pt; margin: 0;">PUBLICATION DATE</p> <p style="font-size: 10pt; margin: 0;">29 Jan 93</p>		<p style="font-size: 8pt; margin: 0;">DATE SENT</p>					
<p style="font-size: 8pt; margin: 0;">PUBLICATION TITLE</p> <p style="font-size: 10pt; margin: 0;">LIGHTWEIGHT CAMOUFLAGE SCREEN SYSTEMS AND SUPPORT SYSTEMS</p>		<p style="font-size: 10pt; margin: 0; text-align: center;"><b>IN THIS SPACE TELL WHAT IS WRONG AND WHAT SHOULD BE DONE ABOUT IT:</b></p>							
<p style="font-size: 8pt; margin: 0;">BE EXACT PIN-POINT WHERE IT IS</p> <table border="1" style="width: 100%; border-collapse: collapse; font-size: 8pt;"> <thead> <tr> <th style="width: 15%;">PAGE NO</th> <th style="width: 15%;">PARA-GRAPH</th> <th style="width: 15%;">FIGURE NO</th> <th style="width: 15%;">TABLE NO</th> </tr> </thead> <tbody> <tr><td style="height: 400px;"> </td><td> </td><td> </td><td> </td></tr> </tbody> </table>						PAGE NO	PARA-GRAPH	FIGURE NO	TABLE NO
PAGE NO	PARA-GRAPH	FIGURE NO	TABLE NO						
<p style="font-size: 8pt; margin: 0;">PRINTED NAME GRADE OR TITLE AND TELEPHONE NUMBER</p>			<p style="font-size: 8pt; margin: 0;">SIGN HERE</p>						

**DA FORM 2028-2**  
1 JUL 79

PREVIOUS EDITIONS ARE OBSOLETE

P.S. - IF YOUR OUTFIT WANTS TO KNOW ABOUT YOUR RECOMMENDATION MAKE A CARBON COPY OF THIS AND GIVE IT TO YOUR HEADQUARTERS

1 Nov 80

FILL IN YOUR  
UNIT'S ADDRESS



FOLD BACK

DEPARTMENT OF THE ARMY

---

---

OFFICIAL BUSINESS

COMMANDER  
U. S. ARMY AVIATION AND TROOP COMMAND  
ATTN: AMSAT-I-MP  
4300 GOODFELLOW BOULEVARD  
ST. LOUIS, MO 63120-1798

TEAR ALONG PERFORATED LINE

## The Metric System and Equivalents

### *Linear Measure*

1 centimeter = 10 millimeters = .39 inch  
 1 decimeter = 10 centimeters = 3.94 inches  
 1 meter = 10 decimeters = 39.37 inches  
 1 dekameter = 10 meters = 32.8 feet  
 1 hectometer = 10 dekameters = 328.08 feet  
 1 kilometer = 10 hectometers = 3,280.8 feet

### *Weights*

1 centigram = 10 milligrams = .15 grain  
 1 decigram = 10 centigrams = 1.54 grains  
 1 gram = 10 decigrams = .035 ounce  
 1 dekagram = 10 grams = .35 ounce  
 1 hectogram = 10 dekagrams = 3.52 ounces  
 1 kilogram = 10 hectograms = 2.2 pounds  
 1 quintal = 100 kilograms = 220.46 pounds  
 1 metric ton = 10 quintals = 1.1 short tons

### *Liquid Measure*

1 centiliter = 10 milliliters = .34 fl. ounce  
 1 deciliter = 10 centiliters = 3.38 fl. ounces  
 1 liter = 10 deciliters = 33.81 fl. ounces  
 1 dekaliter = 10 liters = 2.64 gallons  
 1 hectoliter = 10 dekaliters = 26.42 gallons  
 1 kiloliter = 10 hectoliters = 264.18 gallons

### *Square Measure*

1 sq. centimeter = 100 sq. millimeters = .155 sq. inch  
 1 sq. decimeter = 100 sq. centimeters = 15.5 sq. inches  
 1 sq. meter (centare) = 100 sq. decimeters = 10.76 sq. feet  
 1 sq. dekameter (are) = 100 sq. meters = 1,076.4 sq. feet  
 1 sq. hectometer (hectare) = 100 sq. dekameters = 2.47 acres  
 1 sq. kilometer = 100 sq. hectometers = .386 sq. mile

### *Cubic Measure*

1 cu. centimeter = 1000 cu. millimeters = .06 cu. inch  
 1 cu. decimeter = 1000 cu. centimeters = 61.02 cu. inches  
 1 cu. meter = 1000 cu. decimeters = 35.31 cu. feet

## Approximate Conversion Factors

<i>To change</i>	<i>To</i>	<i>Multiply by</i>	<i>To change</i>	<i>To</i>	<i>Multiply by</i>
inches	centimeters	2.540	ounce-inches	newton-meters	.007062
feet	meters	.305	centimeters	inches	.394
yards	meters	.914	meters	feet	3.280
miles	kilometers	1.609	meters	yards	1.094
square inches	square centimeters	6.451	kilometers	miles	.621
square feet	square meters	.093	square centimeters	square inches	.155
square yards	square meters	.836	square meters	square feet	10.764
square miles	square kilometers	2.590	square meters	square yards	1.196
acres	square hectometers	.405	square kilometers	square miles	.386
cubic feet	cubic meters	.028	square hectometers	acres	2.471
cubic yards	cubic meters	.765	cubic meters	cubic feet	35.315
fluid ounces	milliliters	29.573	cubic meters	cubic yards	1.308
pints	liters	.473	milliliters	fluid ounces	.034
quarts	liters	.946	liters	pints	2.113
gallons	liters	3.785	liters	quarts	1.057
ounces	grams	28.349	liters	gallons	.264
pounds	kilograms	.454	grams	ounces	.035
short tons	metric tons	.907	kilograms	pounds	2.205
pound-feet	newton-meters	1.356	metric tons	short tons	1.102
pound-inches	newton-meters	.11296			

## Temperature (Exact)

°F	Fahrenheit temperature	5/9 (after subtracting 32)	Celsius temperature	°C
----	------------------------	----------------------------	---------------------	----



**PIN: 061130-009**